



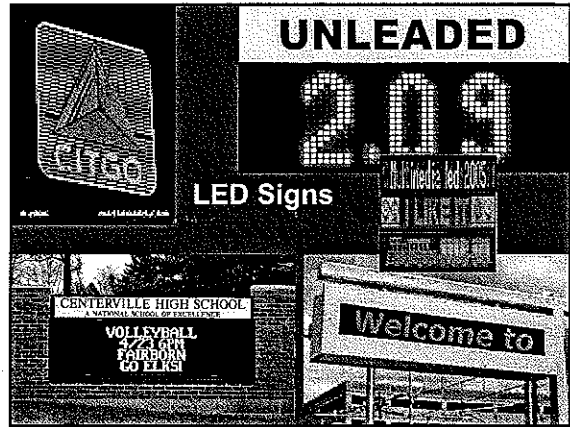
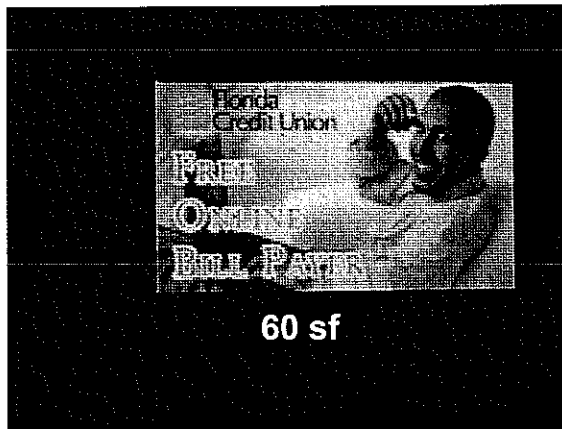



Electronic Signs

139TCH-06PB





Options




- Leave sign regulations as is (3 min rule is only restriction).
- Allow, but only by staff-approved criteria.
- Prohibit (including/except time/temp).

"Special Criteria" option

- Pedestrian size in pedestrian areas.
- Ground-mount must be monument sign.
- Wall no larger than 25% or 20 sf.
- Monument no larger than 50% of 50%.
- Animation not allowed.
- Only if existing non-conforming signs made to conform.
- Brightness.

	City Planning	Chamber
Pedestrian Areas	6 sf max	6 sf max
Size	25% of non-elec wall & 50% of 50% for monument. 20 sf max	75% of non-elec wall & 75% for monument. 50% of 75% elec. & 43 sf max
# of Signs	Per current sign code	No more than one elec. even if frontage >600 ft

Wall Sign

Wall sign w/o electronic	Wall sign w/ electronic
	 Staff: 25%
	 Chamber: 75%

	City Planning	Chamber
Non-Conformities	Must be removed	Same
Brightness	3500 nits day 500 nits nite	Same

Recommendation:
Allow electronic signs conditionally