

1 **RESOLUTION NO. 090140**

2
3 **PASSED July 2, 2009**

4
5
6
7 **A RESOLUTION OF THE CITY COMMISSION OF**
8 **THE CITY OF GAINESVILLE, FLORIDA; RELATING**
9 **TO ITS GENERAL GOVERNMENT BUDGET FOR**
10 **THE FISCAL YEAR BEGINNING OCTOBER 1, 2008**
11 **AND ENDING SEPTEMBER 30, 2009; AMENDING**
12 **RESOLUTION NO. 080279 AS AMENDED BY**
13 **RESOLUTION NO. 080937, BY MAKING CERTAIN**
14 **ADJUSTMENTS TO THE GENERAL OPERATING**
15 **AND FINANCIAL PLAN BUDGET; AND PROVIDING**
16 **AN IMMEDIATE EFFECTIVE DATE.**

17
18
19 **WHEREAS,** the City Commission of the City of Gainesville, Florida, adopted
20 Resolution No. 080279 for the purpose of approving and adopting a budget for Fiscal Year 2008-
21 2009;

22 **WHEREAS,** the City Commission has adopted Resolution No. 080937 which amended
23 Resolution No. 080279 by amending the General Financial and Operating Plan Budget as set
24 forth therein;

25 **WHEREAS,** it is necessary to make certain amendments to the General Financial and
26 Operating Plan Budget in order to fund their activities;

27 **WHEREAS,** the City Commission desires now to amend the General Financial and
28 Operating Plan Budget as fully set forth below.

29 **NOW, THEREFORE, BE IT RESOLVED BY THE CITY COMMISSION OF THE**
30 **CITY OF GAINESVILLE, FLORIDA:**

31 **Section 1.** The General Financial and Operating Plan Budget for Fiscal Year 2008-2009
32 is hereby amended as set forth in Attachment "A" which is attached hereto and made part hereof
33 as if set forth in full.

1 **Section 2.** Except as herein above modified and amended, the General Financial and
2 Operating Plan Budget for Fiscal Year 2008-2009 as adopted by Resolution No. 080279 and
3 amended by Resolution No. 080937 shall continue and remain in full effect.


4 **Section 3.** This Resolution shall become effective immediately upon adoption.

5

6 **PASSED AND ADOPTED**, this 2nd day of July, 2009.

7

8

9 
10 _____
11 Pegeen Hanrahan, Mayor

11

12


13 **Approved as to Form and Legality:**

14

15


16

17

18 
19 _____
20 Marion J. Radson, City Attorney

21 **ATTEST:**

22 **JUL -2 2009**

23 
24 _____
25 Kurt M. Lannon, Clerk of the Commission

26

27

28

ATTACHMENT "A"

	FY2009 Adopted Budget	FY2009 Amended Budget as of 12/31/08	Approved Changes & Rollovers	Recommended Amendments	Recommended Budget as of 3/31/09	
GENERAL FUND (#001)						
Sources:						
Adjustments to Gain/Loss on Investments	0	119,934	0	0	119,934	(1)
Energy Rebates from GRU	0	97,383	0	0	97,383	(2)
Parking Fines-Public Works	0	0	146,115	0	146,115	(11)
Appropriations from Fund Balance	314,215	694,605	11,267	(120,562)	585,310	(3,6,10,13)
<u>Adopted Budget-Reconciliation Balance</u>	<u>97,899,511</u>	<u>97,899,511</u>	<u>0</u>	<u>0</u>	<u>97,899,511</u>	
Total Sources	<u>98,213,726</u>	<u>98,811,433</u>	<u>157,382</u>	<u>(120,562)</u>	<u>98,848,253</u>	
Uses:						
Neighborhood Improvement Department	1,379,885	1,392,413	0	(2,068)	1,390,345	(3&4&12)
Planning & Development Services	246,347	246,347	0	4,065	250,412	(13)
Planning Department	1,426,942	1,513,414	0	0	1,513,414	(5)
Administrative Services Department	430,120	430,120	0	0	430,120	
City Commission Department	274,492	274,492	0	6,500	280,992	(12)
Clerk of the Commission	728,330	728,330	0	0	728,330	
City Manager Department	869,438	869,438	0	0	869,438	
City Auditor Department	515,298	515,298	0	0	515,298	
City Attorney Department	1,591,477	1,603,877	0	0	1,603,877	(4&5)
Information Technology Department	2,479,376	2,505,626	0	(405)	2,505,221	(5&12)
Budget & Finance Department	2,864,454	2,829,829	146,115	30,714	3,006,658	(7,11,12)
Equal Opportunity	523,719	525,909	0	0	525,909	(4)
Public Works Department	9,654,524	9,692,299	0	(57,839)	9,634,460	(4,5,11,12)
Police Department	29,404,118	29,529,118	0	23,711	29,552,829	(5,12)
Fire-Rescue Department	13,850,801	13,852,011	0	1,772	13,853,783	(4,12)
Combined Communications Department	3,610,840	3,610,840	0	0	3,610,840	
General Services Department	2,149,296	2,331,401	0	7,626	2,339,027	(2,5,11)
Parks, Recreation & Cultural Affairs	7,450,924	7,453,617	0	35,217	7,488,834	(4,5,8,12)
Human Resources	1,414,833	1,418,783	0	33,331	1,452,114	(5,12)
Risk Management	5,524	5,524	0	0	5,524	
Communications Department	407,864	407,864	0	19,185	427,049	(12)
Non Departmental:	15,286,742	15,286,742	0	(204,624)	15,082,118	(12)
Motor Pool	110,299	110,299	0	(23,167)	87,132	(12)
Allowance for Boards & Committees	21,765	0	0	0	0	(4)
Fee Study Consultant Contract	0	100,000	0	5,420	105,420	(6)
Early Learning Coalition	45,600	49,660	0	0	49,660	(5)
Transfer to CDBG (#102)	25,000	0	0	0	0	(9)
Transfer to Misc Special Rev Fd (#123)	200,000	239,754	0	0	239,754	(3&8)
Transfer to Gen. Capital Prj Fund (#302)	765,000	807,710	0	0	807,710	(10)
<u>Transfer to Downtown Tax Increment (#610)</u>	<u>480,718</u>	<u>480,718</u>	<u>11,267</u>	<u>0</u>	<u>491,985</u>	<u>(14)</u>
Total Uses	<u>98,213,726</u>	<u>98,811,433</u>	<u>157,382</u>	<u>(120,562)</u>	<u>98,848,253</u>	

- (1) The changes in expected gains are due to CRA loans.
- (2) To record the energy rebates received from GRU.
- (3) To transfer allocation for neighborhood park improvements to the special revenue fund and make appropriate changes due to reorganization.
- (4) To allocate advisory board funding from non-departmental account to the approved advisory boards, approved on 7/21/08 #080713.
- (5) To rollover unexpended amounts from FY2008 budget for already approved projects.
- (6) Fee study consultant fees.
- (7) This includes reallocation of staff to pension funds.
- (8) To transfer allocation for 21st Century Grant to special revenue funds, approved on 10/16/2008, #080428.
- (9) To allocate additional funds for CDBG agencies within general fund instead of transferring to fund 102 due to CDBG regulations.
- (10) To transfer funds for the fiber optic connection from 39th Ave. to GPD/EOC in case of emergency.
- (11) To set up budgets for the purchase of parking citation equipment, approved on 2/5/09, #080754.
- (12) To adjust departmental budgets to reflect final pay study evaluations, fixed fleet adjustments and other adjustments.
- (13) To pay the AIP market value according to interlocal agreement.
- (14) To transfer general government portion of Depot Master Plan to CRA, #070004.

	FY2009 Adopted Budget	FY2009 Amended Budget as of 12/31/08	Approved Changes & Rollovers	Recommended Amendments	Recommended Budget as of 3/31/09	
C.D.B.G. FUND (#102)						
Sources:						
Federal Entitlement-FY2009	1,391,200	1,366,200	0	0	1,366,200	(1)
Property Rentals	0	0	0	1,950	1,950	(3)
Principal	0	0	0	4,720	4,720	(3)
Miscellaneous Revenues	0	0	0	1,540	1,540	(3)
<u>Appropriation from Fund Balance</u>	<u>0</u>	<u>48,938</u>	<u>250,000</u>	<u>0</u>	<u>298,938</u>	<u>(4)</u>
Total Sources	<u>1,391,200</u>	<u>1,415,138</u>	<u>250,000</u>	<u>8,210</u>	<u>1,673,348</u>	
Uses:						
CDBG Division (6210)	246,944	226,752	0	0	226,752	
Block Grant Division Indirect Cost (6220)	46,953	46,953	0	0	46,953	
SE Boys and Girls Club (6221)	7,000	13,139	0	0	13,139	
Central Florida Comm. Action Agy (6222)	0	1,558	0	0	1,558	
Elder Care Of Alachua County (6223)	36,272	51,038	0	0	51,038	
Early Learning Coalition (6224)	15,000	22,778	0	0	22,778	
St. Francis House (6225)	12,000	14,969	0	0	14,969	
Bread of the Mighty Food Bank (6226)	9,000	12,500	0	0	12,500	
Center for Independent Living (6227)	10,000	15,915	0	0	15,915	
Peaceful Path Network (6228)	4,000	5,000	0	0	5,000	
Gateway Girl Scout Council (6229)	6,000	10,250	0	0	10,250	
Meridian Behavioral Healthcare (6230)	4,000	6,584	0	0	6,584	
Interfaith Hospitality Network (6232)	9,000	14,000	0	0	14,000	
Alachua Co. Medical Society Fd. (6233)	4,000	7,751	0	0	7,751	
Arbor House, Inc (6237)	5,000	8,750	0	0	8,750	
Easter Seal Florida, Inc. (6238)	5,000	11,240	0	0	11,240	
Child Advocacy Center (6239)	6,000	13,000	0	0	13,000	
Cultural Arts Coalition (6240)	4,000	4,000	0	0	4,000	
Homeless Initiative (6241)	0	48,000	0	0	48,000	
Pleasant Place (6242)	6,000	10,834	0	0	10,834	
NHDC-CDBG (6243)	10,000	11,005	0	0	11,005	
CDBG - Rec & Parks Programs (6244)	27,000	27,000	0	0	27,000	
Children's Home Society (6256)	4,000	6,309	0	0	6,309	
Undesignated Reserve Amount (6257)	43,310	0	0	0	0	
Rebuilding Together North CF (6259)	15,000	15,000	0	0	15,000	
Housing Division (6270)	558,449	462,749	0	0	462,749	
Housing Indirect Costs (6271)	82,751	82,751	0	0	82,751	
Rehab Loans & Grants (6273)	5,000	23,135	0	0	23,135	
Relocation Payment/ Assistance (6274)	10,000	10,000	0	8,210	18,210	(3)
New Construction Rental (6278)	0	2,300	0	0	2,300	
Cold Weather Shelter Prj-St Francis (6286)	0	25,000	0	(15,000)	10,000	(5)
Cold Weather Shelter Prj-Alac. Co. (6287)	0	0	0	15,000	15,000	(5)
Public Works CDBG Allocation (8001)	204,878	0	0	0	0	
Duval Neighborhood Project (8003)	0	142,695	0	0	142,695	
Springhill Fac. Assessment (8005)	0	25,000	0	0	25,000	
Targeted Area Sidewalks (8007)	0	12,183	0	0	12,183	
Porters Neighborhood Infrastructure (8016)	0	25,000	0	0	25,000	
<u>S.E. 2nd Avenue Reconstruction (8017)</u>	<u>0</u>	<u>0</u>	<u>250,000</u>	<u>0</u>	<u>250,000</u>	<u>(4)</u>
Total Uses	<u>1,396,557</u>	<u>1,415,138</u>	<u>250,000</u>	<u>8,210</u>	<u>1,673,348</u>	(2)

- (1) This is to reflect the change to allocate additional funds to CDBG eligible programs through City Commission contingency.
- (2) To make appropriate changes due to reorganization of department and to reflect rollover encumbrances from FY2008.
- (3) To recognize revenues and expense for rehabilitation.
- (4) To allocate CDBG Fund balance to the SE 12th Street Univerty SE 2nd Ave project approved 11/6/08, #080488.
- (5) To transfer funds from St Francis cold weather shelter program to Alachua County cold weather shelter program.

	FY2009 Adopted Budget	FY2009 Amended Budget as of 12/31/08	Approved Changes & Rollovers	Recommended Amendments	Recommended Budget as of 3/31/09	
HOME FUND (#104)						
Sources:						
Federal Grant-FY2009	818,850	818,850	0	0	818,850	
Interest	0	0	0	5,600	5,600	(3)
Principial	0	0	0	3,685	3,685	(3)
Miscellaneous Revenues	0	0	0	67,818	67,818	(3)
<u>Appropriation from Fund Balance</u>	<u>775</u>	<u>93,446</u>	<u>0</u>	<u>0</u>	<u>93,446</u>	
Total Sources	<u>819,625</u>	<u>912,296</u>	<u>0</u>	<u>77,103</u>	<u>989,399</u>	
Uses:						
CDBG Administration (6210)	68,701	68,701	0	0	68,701	
Block Grant Indirect Costs (6220)	13,959	13,959	0	0	13,959	
Central Fla. Comm. Action-Housing (6250)	0	27,033	0	0	27,033	(1)
Gainesville Community Ministry (6252)	19,442	20,220	0	0	20,220	(1)
NHDC-Affordable Housing Prog. (6253)	0	21,401	0	0	21,401	(1)
NHDC-Homeowner Rehab. Program (6254)	100,000	129,279	0	0	129,279	(1)
NHDC-CHDO Operating Expense (6255)	9,487	21,367	0	0	21,367	(1)
Rebuilding Together North CF (6259)	30,000	30,000	0	0	30,000	
Housing Admin Client Paid Expense (6276)	0	0	0	67,818	67,818	(3)
Housing Recycling (6277)	200,000	175,000	0	75,000	250,000	(2,4)
New Construction Rental (6278)	0	2,300	0	0	2,300	(1)
House Replacement/Foreclosure (6279)	125,000	125,000	0	0	125,000	
City- Rental Rehab (6281)	203,036	133,036	0	(65,715)	67,321	(2,3,4)
Disp'd Mobile Home Owner/Tenant (6282)	0	25,000	0	0	25,000	(2)
<u>City Homeowner Rehab Program (6283)</u>	<u>50,000</u>	<u>120,000</u>	<u>0</u>	<u>0</u>	<u>120,000</u>	<u>(2)</u>
Total Uses	<u>819,625</u>	<u>912,296</u>	<u>0</u>	<u>77,103</u>	<u>989,399</u>	

- (1) To make appropriate changes due to reorganization of department and to reflect rollover encumbrances from FY2008. equal to outstanding FY2007 encumbrances rolled over to FY2008.
- (2) To reallocate funds for the Displaced Mobile Owner/Tenant Programs and Rental Rehab projects.
- (3) To recognize revenue and expenses relating to rehabilitation and client paid expenses.
- (4) To move program funds from Housing Rehab program to cover program expenses for New Construction/Infill Housing Program.

	FY2009 Adopted Budget	FY2009 Amended Budget as of 12/31/08	Approved Changes & Rollovers	Recommended Amendments	Recommended Budget as of 3/31/09	
CULTURAL AFFAIRS PROJECTS FUND (#107)						
Sources:						
Hoggetown Fair (1650)	252,000	252,000	0	0	252,000	
Tench Building (1660)	12,112	12,112	0	0	12,112	
Downtown Plaza Events (1665)	6,000	6,000	0	0	6,000	
Downtown Festival & Art show (1685)	90,000	90,000	0	0	90,000	
TC Brick Enhancement Project (1690)	1,000	1,000	0	0	1,000	
Juried Exhibition (1691)	6,500	6,500	0	0	6,500	
Jazz Fest (1697)	7,000	7,000	0	0	7,000	
<u>Appropriation from Fund Balance</u>	<u>0</u>	<u>0</u>	<u>0</u>	<u>3,104</u>	<u>3,104</u>	<u>(1)</u>
Total Sources	<u>374,612</u>	<u>374,612</u>	<u>0</u>	<u>3,104</u>	<u>377,716</u>	
Uses:						
Hoggetown Fair (1650)	265,975	265,975	0	0	265,975	
Tench Building (1660)	2,000	2,000	0	0	2,000	
Downtown Plaza Events (1665)	6,000	6,000	0	0	6,000	
Downtown Festival & Art show (1685)	86,437	86,437	0	0	86,437	
TC Brick Enhancement Project (1690)	700	700	0	0	700	
Juried Exhibition (1691)	6,500	6,500	0	0	6,500	
Jazz Fest (1697)	7,000	7,000	0	0	7,000	
<u>Appropriation from Fund Balance</u>	<u>0</u>	<u>0</u>	<u>0</u>	<u>3,104</u>	<u>3,104</u>	<u>(1)</u>
Total Uses	<u>374,612</u>	<u>374,612</u>	<u>0</u>	<u>3,104</u>	<u>377,716</u>	

- (1) To transfer fund balance to grant account to reconcile previous Jazzfest expenditures.

	FY2009 Adopted Budget	FY2009 Amended Budget as of 12/31/08	Approved Changes & Rollovers	Recommended Amendments	Recommended Budget as of 3/31/09	
STATE L.E.C.F. FUND (#108)						
Sources (Multiple Year Accounts):						
Confiscated Property	0	0	0	34,456	34,456	(1)
Gain/Loss on Investment	0	0	0	3,979	3,979	(1)
Proceeds from Surplus Equipment	0	0	0	775	775	(1)
Appropriation from Fund Balance	0	0	37,500	0	37,500	
Prior Year Appropriations from Fund Balance	<u>285,405</u>	<u>285,405</u>	<u>0</u>	<u>0</u>	<u>285,405</u>	
Total Sources	<u>285,405</u>	<u>285,405</u>	<u>37,500</u>	<u>39,210</u>	<u>362,115</u>	
Uses (Multiple Year Accounts):						
Corner Drug Store Program (H101)	0	0	5,000	0	5,000	
Legal Office Expenses (H105)	74,107	74,107	15,000	0	89,107	
Police Beat Show (H124)	0	0	17,500	0	17,500	
Prior Year Appropriations-Reconciliation	<u>211,298</u>	<u>211,298</u>	<u>0</u>	<u>39,210</u>	<u>250,508</u>	
Total Uses	<u>285,405</u>	<u>285,405</u>	<u>37,500</u>	<u>39,210</u>	<u>362,115</u>	(2)

- (1) These changes are based on actual revenues recognized to date as of March 31, 2009.
(2) The available fund balance as of 9/30/08 was more than enough to cover the unexpended balance of these appropriations.
(3) State law forbids anticipation of forfeiture funds for budget purposes. Prior to FY1999, this Fund used to account for both State and Federal Forfeiture funds.

	FY2009 Adopted Budget	FY2009 Amended Budget as of 12/31/08	Approved Changes & Rollovers	Recommended Amendments	Recommended Budget as of 3/31/09	
FEDERAL L.E.C.F. FUND (#109)						
Sources (Multiple Year Accounts):						
Confiscated Property	0	0	0	816,006	816,006	(1)
Gain/Loss on Investments	0	0	0	103,943	103,943	(1)
Appropriation from Fund Balance	0	226,944	47,000	0	273,944	
Prior Year Appropriations from Fund Balance	<u>10,595,686</u>	<u>10,595,686</u>	<u>0</u>	<u>0</u>	<u>10,595,686</u>	
Total Sources	<u>10,595,686</u>	<u>10,822,630</u>	<u>47,000</u>	<u>919,949</u>	<u>11,789,579</u>	
Uses (Multiple Year Accounts):						
Joint Aviation Unit (F100)	691,028	821,644	0	0	821,644	
Taser Purchase (F102)	0	22,000	0	0	22,000	
Fed-Taser Purchase (F103)	0	0	47,000	0	47,000	
Mounted Patrol Unit (F104)	248,407	277,735	0	0	277,735	
Automated License Plate Reader (F108)	0	45,000	0	0	45,000	
Prior Year Appropriations	<u>9,656,251</u>	<u>9,656,251</u>	<u>0</u>	<u>919,949</u>	<u>10,576,200</u>	
Total Uses	<u>10,595,686</u>	<u>10,822,630</u>	<u>47,000</u>	<u>919,949</u>	<u>11,789,579</u>	(2)

- (1) These changes are based on actual revenues recognized to date as of March 31, 2009.
(2) The available fund balance as of 9/30/08 was more than enough to cover the unexpended balance of these appropriations.
(3) Federal Law prohibits anticipation of forfeiture revenues for budget purposes.

	FY2009 Adopted Budget	FY2009 Amended Budget as of 12/31/08	Approved Changes & Rollovers	Recommended Amendments	Recommended Budget as of 3/31/09	
C.R.A. OPERATING FUND (#111)						
Sources:						
Downtown District (6510)	419,566	331,508	0	0	331,508	
Fifth Avenue/Pleasant St District (6530)	148,983	156,582	0	0	156,582	
College Park/University Heights Dist (6550)	547,827	547,827	0	0	547,827	
Eastside District (6570)	141,910	152,910	0	0	152,910	
Appropriation from Fund Balance	<u>0</u>	<u>0</u>	<u>5,200</u>	<u>(5,045)</u>	<u>155</u>	(2)
Total Sources	<u>1,258,286</u>	<u>1,188,827</u>	<u>5,200</u>	<u>(5,045)</u>	<u>1,188,982</u>	(1)
Uses:						
Downtown District (6510)	421,223	336,482	1,352	0	337,834	(2)
Fifth Avenue/Pleasant St District (6530)	149,490	158,117	416	0	158,533	(2)
College Park/University Heights Dist (6550)	551,402	676,764	2,860	0	679,624	(2)
Eastside District (6570)	<u>142,602</u>	<u>12,419</u>	<u>572</u>	<u>0</u>	<u>12,991</u>	(2)
Total Uses	<u>1,264,717</u>	<u>1,183,782</u>	<u>5,200</u>	<u>0</u>	<u>1,188,982</u>	

- (1) These changes are based on the CRA Budget Resolution No. 080372 adopted September 15, 2008.
(2) These changes are based on the 1st CRA Amendatory Budget Resolution No. 080889, approved March 16, 2009.

	FY2009 Adopted Budget	FY2009 Amended Budget as of 12/31/08	Approved Changes & Rollovers	Recommended Amendments	Recommended Budget as of 3/31/09	
ECONOMIC DEVELOPMENT FUND (#114)						
Sources:						
Appropriation from Fund Balance	38,000	38,000	0	5,500	43,500	(1)
MY Revenue Budgets from Prior Years	385,476	385,476	0	0	385,476	
<u>FY2009 Adopted Budget</u>	<u>197,500</u>	<u>197,500</u>	<u>0</u>	<u>0</u>	<u>197,500</u>	
Total Sources	<u>620,976</u>	<u>620,976</u>	<u>0</u>	<u>5,500</u>	<u>626,476</u>	
Uses (Fiscal Year Accounts):						
Economic Development (6610)	0	0	0	5,500	5,500	(1)
Technology Incubator (6660)	235,500	235,500	0	0	235,500	
Subtotal	235,500	235,500	0	5,500	241,000	
Uses (Multiple Year Accounts):						
Prior Year Appropriations (Net)	385,476	385,476	0	0	385,476	
Subtotal	385,476	385,476	0	0	385,476	
Total Uses	<u>620,976</u>	<u>620,976</u>	<u>0</u>	<u>5,500</u>	<u>626,476</u>	

(1) To appropriate funds to pay for attorney consultant fees.

	FY2009 Adopted Budget	FY2009 Amended Budget as of 12/31/08	Approved Changes & Rollovers	Recommended Amendments	Recommended Budget as of 3/31/09	
MISC. GRANT FUND (#115)						
Sources (Multiple Year Accounts):						
Local Arts Agency Grant (X218)	22,734	22,734	0	3,104	25,838	
LAPA Grant-Depot Av Enhancement (X294)	700,000	700,000	3,603,396	0	4,303,396	
Tutorial Asst At-Risk Youth (X528)	33,000	27,251	0	0	27,251	(2)
Sexual Predator & Offender Tracking (X529)	26,055	22,391	0	0	22,391	(2)
GPD Mobile Safe-T Kiosks (X530)	18,533	16,842	0	0	16,842	(2)
COPS Grant Extension (X535)	71,193	370,623	0	0	370,623	
Coverdell Forensic Science Prg (X537)	0	69,225	0	0	69,225	
JAG Police Beat (X538)	0	31,281	0	0	31,281	
GPD Mobile Safe-T Kiosks (X540)	0	9,000	0	0	9,000	
Tutorial Asst At-Risk Youth (X541)	0	16,000	0	0	16,000	
Paynes Prairie Sheelflow Restoration (X542)	0	0	500,000	0	500,000	
State Homeland Security Prg (X459)	0	52,473	0	0	52,473	
Local Arts Agency Grant (X455)	0	14,781	0	0	14,781	
Hoggetown Faire-TPD Grant (X456)	0	31,747	0	0	31,747	
Music Showcase-TPD Grant (X457)	0	11,256	0	0	11,256	
<u>Prior Year Appropriations-Reconciliation</u>	<u>30,034,770</u>	<u>30,034,770</u>	<u>0</u>	<u>0</u>	<u>30,034,770</u>	
Total Sources	<u>30,906,285</u>	<u>31,430,374</u>	<u>4,103,396</u>	<u>3,104</u>	<u>35,536,874</u>	
Uses (Multiple Year Accounts):						
Local Arts Agency Grant (X218)	22,734	22,734	0	3,104	25,838	
LAPA Grant-Depot Av Enhancement (X294)	700,000	700,000	3,603,396	0	4,303,396	
Local Arts Agency Grant (X455)	0	14,781	0	0	14,781	
Hoggetown Faire-TPD Grant (X456)	0	31,747	0	0	31,747	
Music Showcase-TPD Grant (X457)	0	11,256	0	0	11,256	
State Homeland Security Prg (X459)	0	52,473	0	0	52,473	
Tutorial Asst At-Risk Youth (X528)	33,000	27,251	0	0	27,251	(2)
Sexual Predator & Offender Tracking (X529)	26,055	22,391	0	0	22,391	(2)
GPD Mobile Safe-T Kiosks (X530)	18,533	16,842	0	0	16,842	(2)
COPS Grant Extension (X535)	71,193	370,623	0	0	370,623	
Coverdell Forensic Science Prg (X537)	0	69,225	0	0	69,225	
JAG Police Beat (X538)	0	31,281	0	0	31,281	
GPD Mobile Safe-T Kiosks (X540)	0	9,000	0	0	9,000	
Tutorial Asst At-Risk Youth (X541)	0	16,000	0	0	16,000	
Paynes Prairie Sheelflow Restoration (X542)	0	0	500,000	0	500,000	
<u>Prior Year Appropriations-Reconciliation</u>	<u>30,034,770</u>	<u>30,034,770</u>	<u>0</u>	<u>0</u>	<u>30,034,770</u>	
Total Uses	<u>30,906,285</u>	<u>31,430,374</u>	<u>4,103,396</u>	<u>3,104</u>	<u>35,536,874</u>	

(1) This fund was established in FY1999 to account for Miscellaneous Grants rather than commingling grants and projects in Fund 106 as was the practice in the past. Revenue and expenditure budgets are established when grant agreements are executed.

(2) To reflect the close-out of grants.

	FY2009 Adopted Budget	FY2009 Amended Budget as of 12/31/08	Approved Changes & Rollovers	Recommended Amendments	Recommended Budget as of 3/31/09
TRANSPORT. CONCUR. EXCEPT. AREA FUND (#116)					
Sources (Multiple Year Accounts):					
SW 34th Street Warehouse (C403)	0	0	0	21,108	21,108
Auto Town Center (P193)	0	0	0	50,200	50,200
6th Street KAD Project (P199)	0	0	0	1,540	1,540
Magnolia Park Pod 1-2 (P204)	0	57,240	0	0	57,240
Trinity United Methodist (P206)	0	8,250	0	0	8,250
Fire Department (P300)	0	7,700	0	0	7,700
Adopted Budget-FY2009	38,406	38,406	0	0	38,406
Prior Year Appropriations-Reconciliation	<u>2,167,238</u>	<u>2,167,238</u>	<u>0</u>	<u>0</u>	<u>2,167,238</u>
Total Sources	<u>2,205,644</u>	<u>2,278,834</u>	<u>0</u>	<u>72,848</u>	<u>2,351,682</u>
Uses (Multiple Year Accounts):					
SW 34th Street Warehouse (C403)	0	0	0	21,108	21,108
Auto Town Center (P193)	0	0	0	50,200	50,200
6th Street KAD Project (P199)	0	0	0	1,540	1,540
Magnolia Park Pod 1-2 (P204)	0	57,240	0	0	57,240
Trinity United Methodist (P206)	0	8,250	0	0	8,250
Fire Department (P300)	0	7,700	0	0	7,700
Planned/Unappropriated Fund Balance	38,406	38,406	0	0	38,406
Prior Year Appropriations-Reconciliation	<u>2,167,238</u>	<u>2,167,238</u>	<u>0</u>	<u>0</u>	<u>2,167,238</u>
Total Uses	<u>2,205,644</u>	<u>2,278,834</u>	<u>0</u>	<u>72,848</u>	<u>2,351,682</u>

(1) Revenue and expense budgets are established when the TCEA agreements are executed.

	FY2009 Adopted Budget	FY2009 Amended Budget as of 12/31/08	Approved Changes & Rollovers	Recommended Amendments	Recommended Budget as of 3/31/09
S.H.I.P. FUND (#119)					
Sources (Multiyear Accounts):					
2005-2006 SHIP Grant (X384)	1,178,519	1,178,519	0	0	1,178,519
2006-2007 SHIP Grant (X385)	1,389,535	1,389,535	0	0	1,389,535
2007-2008 SHIP Grant (X388)	1,148,205	1,148,205	0	38,710	1,186,915 (2)
2008-2009 SHIP Grant (X454)	1,092,022	1,092,022	0	0	1,092,022
Prior Year Appropriations-Reconciliation	<u>2,178,969</u>	<u>2,178,969</u>	<u>0</u>	<u>0</u>	<u>2,178,969</u>
Total Sources	<u>6,987,250</u>	<u>6,987,250</u>	<u>0</u>	<u>38,710</u>	<u>7,025,960</u> (1)
Uses (Multiyear Accounts):					
2005-2006 SHIP Grant (X384)	1,178,519	1,178,519	0	0	1,178,519
2006-2007 SHIP Grant (X385)	1,389,535	1,389,535	0	0	1,389,535
2007-2008 SHIP Grant (X388)	1,148,205	1,148,205	0	38,710	1,186,915 (2)
2008-2009 SHIP Grant (X454)	1,092,022	1,092,022	0	0	1,092,022
Prior Year Appropriations-Reconciliation	<u>2,178,969</u>	<u>2,178,969</u>	<u>0</u>	<u>0</u>	<u>2,178,969</u>
Total Uses	<u>6,987,250</u>	<u>6,987,250</u>	<u>0</u>	<u>38,710</u>	<u>7,025,960</u> (1)

(1) This Fund was established in FY2005 to account for S.H.I.P. Grants which were previously accounted for in the Misc. Grants Fund.

(2) To recognize actual revenues and increase special needs and other expenses based on those revenues.

	FY2009 Adopted Budget	FY2009 Amended Budget as of 12/31/08	Approved Changes & Rollovers	Recommended Amendments	Recommended Budget as of 3/31/09
MISC. SPECIAL REVENUE FUND (#123)					
Sources (Multiple Year Accounts):					
DEA Overtime Reimbursement (G104)	0	0	0	48,986	48,986
Kanapaha Teen Zone (G121)	341,000	423,855	0	0	423,855
Fort Clarke Teen Zone (G122)	99,200	166,345	0	0	166,345
ICAC Reimbursements (G155)	11,438	11,705	0	0	11,705
Recreation Programs (G204)	30,084	30,084	0	1,126	31,210
21st Century Grant-Year 5 (G253)	0	247,165	0	0	247,165
USAR Grant (G265)	24,590	29,911	0	0	29,911
Local Arts Agency Tag (G276)	34,100	34,100	0	5,106	39,206
Neighborhood TBD (N121)	0	15,000	0	0	15,000
Appropriation from Fund Balance	0	32,209	0	0	32,209
Prior Year Appropriations	<u>4,307,406</u>	<u>4,307,406</u>	<u>0</u>	<u>0</u>	<u>4,307,406</u>
Total Sources	<u>4,847,818</u>	<u>5,297,780</u>	<u>0</u>	<u>55,218</u>	<u>5,352,998</u>

Uses (Multiple Year Accounts):					
DEA Overtime Reimbursement (G104)	0	0	0	48,986	48,986
Kanapaha Teen Zone (G121)	341,000	423,855	0	0	423,855
Fort Clarke Teen Zone (G122)	99,200	166,345	0	0	166,345
ICAC Reimbursements (G155)	11,438	11,705	0	0	11,705
Law Enforcement Education (G188)	311,975	344,184	0	0	344,184
Recreation Programs (G204)	30,084	30,084	0	1,126	31,210
21st Century Grant-Year 5 (G253)	0	247,165	0	0	247,165
USAR Grant (G265)	24,590	29,911	0	0	29,911
Local Arts Agency Tag (G276)	53,200	53,200	0	5,106	58,306
Neighborhood TBD (N121)	0	15,000	0	0	15,000
Prior Year Appropriations	<u>3,976,331</u>	<u>3,976,331</u>	<u>0</u>	<u>0</u>	<u>3,976,331</u>
Total Uses	<u>4,847,818</u>	<u>5,297,780</u>	<u>0</u>	<u>55,218</u>	<u>5,352,998</u>

(1) There is more than enough fund balance to cover this appropriation.

	FY2009 Adopted Budget	FY2009 Amended Budget as of 12/31/08	Approved Changes & Rollovers	Recommended Amendments	Recommended Budget as of 3/31/09
GENERAL CAPITAL PROJECTS FUND (#302)					
Sources (Multiple Year Accounts):					
Transfer from General Fund	0	42,710	0	0	42,710 (1)
Transfer from Centralized Garage Prj	0	0	170,000	0	170,000 (10)
Contribution from GRU	1,354,502	1,573,310	0	0	1,573,310 (2)
Appropriation from Fund Balance	0	40,000	0	0	40,000 (3)
Prior Year Appropriations (Net)	<u>8,971,512</u>	<u>8,971,512</u>	<u>0</u>	<u>0</u>	<u>8,971,512</u>
Total Sources	<u>10,326,014</u>	<u>10,627,532</u>	<u>170,000</u>	<u>0</u>	<u>10,797,532</u>
Uses (Multiple Year Accounts):					
Mom's Kitchen Purchase (M113)	0	0	170,000	0	170,000 (10)
Fiber Cable 39th Ave to GPD (M136)	0	42,710	0	0	42,710 (1)
2nd Street Concept Design (M408)	100,000	61,498	0	0	61,498 (3)
Depot Ave Facility (M455)	1,157,502	1,376,310	0	0	1,376,310 (2)
Traffic Signal-NW 23rd Av/16th Ter (M823)	250,000	328,502	0	0	328,502 (3)
Prior Year Appropriations (Net)	<u>8,818,512</u>	<u>8,818,512</u>	<u>0</u>	<u>0</u>	<u>8,818,512</u>
Total Uses	<u>10,326,014</u>	<u>10,627,532</u>	<u>170,000</u>	<u>0</u>	<u>10,797,532</u>

- (1) To appropriate budget for the fiber optic cable connection for 39th ave.
- (2) This reflects contributions received from GRU for the Depot Ave Facility.
- (3) Includes appropriation from fund balance and reappropriation of projects to complete the Traffic Signal at NW 23rd Avenue/16th Terrace.
- (4) This reflects contributions received for the 14th amendment to the Environmental Consulting Technologies, Inc. contract.
- (5) This reflects contributions received for the 6th Street Rails-to-Trails Project.
- (6) This reflects donations received from Home Depot for improvements to Hogtown Park.
- (7) Reimburse GCP Sidewalk Construction acct funds used for TCEA sidewalk projects.
- (8) This is for repairs needed to the roof at GPD headquarters.
- (9) This is a planned retention of fund balance.
- (10) To reflect purchase of Mom's Kitchen, approved 2/19/09 #080382.

	FY2009 Adopted Budget	FY2009 Amended Budget as of 12/31/08	Approved Changes & Rollovers	Recommended Amendments	Recommended Budget as of 3/31/09	
TRAFFIC MANAGEMENT SYSTEM BLDG (#343)						
Sources (Multiple Year Accounts):						
Transfer from Misc. Gifts & Grants	375,000	375,000	375,000	0	750,000	
Transfer from Fleet Fund 501	500,000	500,000	337,500	0	837,500	
Transfer from CIRB of 2005 (335)	268,750	268,750	481,250	0	750,000	
Prior Year Appropriations (Net)	0	0	0	0	0	
Total Sources	1,143,750	1,143,750	1,193,750	0	2,337,500	(1)
Uses (Multiple Year Accounts):						
Traffic Management System (C340)	1,143,750	1,143,750	1,193,750	0	2,337,500	
Prior Year Appropriations (Net)	0	0	0	0	0	
Total Uses	1,143,750	1,143,750	1,193,750	0	2,337,500	(1)

(1) To reflect approved appropriation from approved Capital Improvement Plan.

	FY2009 Adopted Budget	FY2009 Amended Budget as of 12/31/08	Approved Changes & Rollovers	Recommended Amendments	Recommended Budget as of 3/31/09	
WILD SPACES PUBLIC PLACES (#345)						
Sources (Multiple Year Accounts):						
Sales Tax	0	0	613,000	0	613,000	
Prior Year Appropriations (Net)	0	0	0	0	0	
Total Sources	0	0	613,000	0	613,000	(1)
Uses (Multiple Year Accounts):						
Citizens Park-Pool Renovation (B152)	0	0	45,000	0	45,000	
Thomas Center Bldg Renovations (B180)	0	0	188,000	0	188,000	
Westside Park-Pool Slide (B244)	0	0	150,000	0	150,000	
Westside Park-Locker Rm Renov.(B245)	0	0	45,000	0	45,000	
Westside Park-Deck Resurfacing (B246)	0	0	75,000	0	75,000	
Northeast Park Infrastructure (B280)	0	0	110,000	0	110,000	
Prior Year Appropriations (Net)	0	0	0	0	0	
Total Uses	0	0	613,000	0	613,000	(1)

(1) To reflect approved projects for Wild Spaces Public Places Sales Tax.

	FY2009 Adopted Budget	FY2009 Amended Budget as of 12/31/08	Approved Changes & Rollovers	Recommended Amendments	Recommended Budget as of 3/31/09	
STORMWATER MANAGEMENT UTILITY (#413)						
Sources:						
Stormwater Management Fees	6,296,819	6,296,819	0	0	6,296,819	
Gain/Loss on Investment	250,000	250,000	0	0	250,000	
Appropriation from Fund Balance	711,307	741,812	732,000	0	1,473,812	(3)
State Grants	0	0	109,375	0	109,375	(3)
Prior Year Appropriations/MY Accounts	9,211,670	9,211,670	0	(97,157)	9,114,513	(2)
Miscellaneous Revenue	594,000	594,000	0	0	594,000	
Total Sources	17,063,796	17,094,301	841,375	(97,157)	17,838,519	
Uses:						
Administrative Services (8010)	1,739,456	1,739,456	0	0	1,739,456	
Engineering (8019)	605,014	605,014	0	0	605,014	
Operations (8020)	306,905	306,905	0	(7,800)	299,105	(2)
Street Sweeping (8022)	605,119	605,119	0	(19,588)	585,531	(2)
Mosquito Control (8023)	349,101	349,101	0	(6,114)	342,987	(2)
Vegetative Management (8024)	165,608	165,608	0	0	165,608	
Open Watercourse Maintenance (8025)	1,219,838	1,230,083	0	(36,800)	1,193,283	(2)
Closed Watercourse Maintenance (8026)	428,426	428,426	0	(17,693)	410,733	(2)
Stormwater Services (8040)	2,205,029	2,225,289	0	(9,162)	2,216,127	(2)
Transportation Services (8050)	27,630	27,630	0	0	27,630	
SMUF-Depreciation (8099)	200,000	200,000	0	0	200,000	
Subtotal	7,852,126	7,882,631	0	(97,157)	7,785,474	(1)
Uses (Multiple Year Accounts):						
Illicit Discharge (K201)	0	0	259,000	0	259,000	
Public Outreach (K202)	0	0	103,000	0	103,000	
Operations BMP (K203)	0	0	163,000	0	163,000	
Permit Fees (K204)	0	0	30,000	0	30,000	
Project-Enhanced Mapping (K211)	1,859,379	1,859,379	177,000	0	2,036,379	
LiDAR Project (K221)	270,000	270,000	0	0	270,000	
Depot Park Interceptor Project (K222)	350,000	350,000	0	0	350,000	
Paynes Prairie Treatment Wetland (K223)	850,000	850,000	0	0	850,000	
Urban Creek Rapid Bioassessment (K224)	0	0	49,375	0	49,375	
Prior Year Appropriations	5,882,291	5,882,291	60,000	0	5,942,291	
Subtotal	9,211,670	9,211,670	841,375	0	10,053,045	(3)
Total Uses	17,063,796	17,094,301	841,375	(97,157)	17,838,519	

(1) This change is for rollover of unused encumbrance balances.

(2) To adjust budgets to reflect fixed fleet adjustments.

(3) To appropriate budgets according to third supplement to the agreement providing joint implementation of NPDES Program.

	FY2009 Adopted Budget	FY2009 Amended Budget as of 12/31/08	Approved Changes & Rollovers	Recommended Amendments	Recommended Budget as of 3/31/09	
FLORIDA BUILDING CODE ENFORCEMENT (#416)						
Sources:						
Appropriation from Fund Balance	0	50,399	0	367,140	417,539	(1&2)
<u>Adopted Budget-Reconciliation Balance</u>	<u>2,691,570</u>	<u>2,691,570</u>	<u>0</u>	<u>0</u>	<u>2,691,570</u>	
Total Sources	<u>2,691,570</u>	<u>2,741,969</u>	<u>0</u>	<u>367,140</u>	<u>3,109,109</u>	
Uses:						
Development Review Automation-E-Gov	0	50,399	0	0	50,399	(1)
Planned Fund Balance	447,216	447,216	0	0	447,216	
<u>Adopted Budget-Reconciliation Balance</u>	<u>2,244,354</u>	<u>2,244,354</u>	<u>0</u>	<u>367,140</u>	<u>2,611,494</u>	(2)
Total Uses	<u>2,691,570</u>	<u>2,741,969</u>	<u>0</u>	<u>367,140</u>	<u>3,109,109</u>	

- (1) This amount was reserved during the FY2007 budget process and is a rollover from FY2008 encumbrances for development review process automation enhancement. There was more than enough fund balance to cover this reservation.
- (2) To refund the University Corners deposit received in previous fiscal year and adjust fixed fleet appropriations.

	FY2009 Adopted Budget	FY2009 Amended Budget as of 12/31/08	Approved Changes & Rollovers	Recommended Amendments	Recommended Budget as of 3/31/09	
SOLID WASTE FUND (#420)						
Sources:						
Appropriation from Fund Balance	0	673,068	0	(9,553)	663,515	(1)
<u>Adopted Budget-Reconciliation Balance</u>	<u>7,732,411</u>	<u>7,732,411</u>	<u>0</u>	<u>0</u>	<u>7,732,411</u>	
Total Sources	<u>7,732,411</u>	<u>8,405,479</u>	<u>0</u>	<u>(9,553)</u>	<u>8,395,926</u>	
Uses:						
Public Works Administration (8010)	168,529	168,529	0	0	168,529	
Environmental Management (8040)	11,955	11,955	0	0	11,955	
Transportation Planning (8050)	13,815	13,815	0	0	13,815	
Refuse Collection (8080)	7,091,282	7,764,350	0	(9,553)	7,754,797	(1)
Inmate Work Crew (8082)	65,038	65,038	0	0	65,038	
<u>Planned Fund Balance Useage</u>	<u>381,792</u>	<u>381,792</u>	<u>0</u>	<u>0</u>	<u>381,792</u>	(2)
Total Uses	<u>7,732,411</u>	<u>8,211,180</u>	<u>0</u>	<u>(9,553)</u>	<u>8,395,926</u>	

- (1) This change is for rollover of unused encumbrance balances and adjusted to fixed fleet appropriations.
- (2) The planned fund balance useage is a set aside to help remediate landfill issues.

	FY2009 Adopted Budget	FY2009 Amended Budget as of 12/31/08	Approved Changes & Rollovers	Recommended Amendments	Recommended Budget as of 3/31/09	
REGIONAL TRANSIT SYSTEM FUND (#450)						
Sources:						
Grant Awards	4,019,970	4,019,970	0	46,800	4,066,770	(3)
Transfer from General Fund	7,858	7,858	0	0	7,858	
Appropriation from Capital Replacement	0	0	0	14,798	14,798	(3)
Appropriation from Fund Balance	1,727,386	1,806,161	0	0	1,806,161	(1&2)
<u>Adopted Budget-Reconciliation Balance</u>	<u>15,318,344</u>	<u>15,318,344</u>	<u>0</u>	<u>0</u>	<u>15,318,344</u>	
Total Sources	<u>21,073,558</u>	<u>21,152,333</u>	<u>0</u>	<u>61,598</u>	<u>21,213,931</u>	
Uses:						
Administration (6810)	530,054	555,104	0	0	555,104	(2)
Marketing (6811)	353,449	353,449	0	0	353,449	
Planning (6817)	225,882	225,882	0	0	225,882	
Maintenance (6820)	3,559,214	3,559,214	0	0	3,559,214	
Operations (6830)	13,350,208	13,350,208	0	0	13,350,208	
ADA Transportation (6840)	1,354,751	1,354,751	0	0	1,354,751	
Section 531 Grant (6841)	0	53,725	0	61,598	115,323	(1)
<u>Depreciation (6899)</u>	<u>1,700,000</u>	<u>1,700,000</u>	<u>0</u>	<u>0</u>	<u>1,700,000</u>	
Total Uses	<u>21,073,558</u>	<u>21,152,333</u>	<u>0</u>	<u>61,598</u>	<u>21,213,931</u>	

- (1) To re-establish budget for FDOT Section 5310 Grant that was not completed in FY2008.
(2) To set up reserved funding from the sale of federal assets for the purchase of a bus.
(3) To recognize grant award for purchasing demand response vehicle.

	FY2009 Adopted Budget	FY2009 Amended Budget as of 12/31/08	Approved Changes & Rollovers	Recommended Amendments	Recommended Budget as of 3/31/09	
REGIONAL TRANSIT SYSTEM FUND (#450)						
Sources (Multiple Year Accounts):						
FTA 5307 Operating Grant	0	993,987	0	0	993,987	
<u>Prior Year Appropriations</u>	<u>17,600,696</u>	<u>17,600,696</u>	<u>0</u>	<u>0</u>	<u>17,600,696</u>	
Total Sources	<u>17,600,696</u>	<u>18,594,683</u>	<u>0</u>	<u>0</u>	<u>18,594,683</u>	(1)
Uses (Multiple Year Accounts):						
Administrative Building (U760)	220,167	277,450	0	0	277,450	(2)
ADP Hardware (U762)	0	0	0	64,000	64,000	(2)
ADP Software (U763)	290,000	232,717	0	(64,000)	168,717	(2)
ADP Hardware (UA10)	0	20,000	0	0	20,000	
Mobile Servie Security System (UA11)	0	30,000	0	0	30,000	
Capital Maintenance Items (UA12)	0	182,558	0	0	182,558	
Admin/Maintenance Facility (UA20)	0	761,429	0	0	761,429	
<u>Prior Year Appropriations</u>	<u>17,090,529</u>	<u>17,090,529</u>	<u>0</u>	<u>0</u>	<u>17,090,529</u>	
Total Uses	<u>17,600,696</u>	<u>18,594,683</u>	<u>0</u>	<u>0</u>	<u>18,594,683</u>	(1)

- (1) These changes reflect various grants that RTS receives.
(2) To reappropriate grant funding from the ADP software to the administration building units and ADP Hardware.

	FY2009 Adopted Budget	FY2009 Amended Budget as of 12/31/08	Approved Changes & Rollovers	Recommended Amendments	Recommended Budget as of 3/31/09	
FLEET REPLACEMENT FUND (#501)						
Sources:						
Transfer from Fl. Bldg. Code Enf. Fund	0	0	0	11,793	11,793	(3)
Appropriation from Fund Balance	0	1,466,131	337,500	1,163,294	2,966,925	(1,2,4,6)
<u>Adopted Budget-Reconciliation Balance</u>	<u>1,820,000</u>	<u>1,820,000</u>	<u>0</u>	<u>0</u>	<u>1,820,000</u>	
Total Sources	<u>1,820,000</u>	<u>3,286,131</u>	<u>337,500</u>	<u>1,175,087</u>	<u>4,798,718</u>	
Uses:						
Vehicle Purchases	1,785,880	2,752,011	0	29,697	2,781,708	(1)
Materials & Storage Project	0	500,000	0	0	500,000	(2)
Traffic Management System	0	0	337,500	0	337,500	(5)
Depreciation	0	0	0	1,145,390	1,145,390	(6)
Planned Fund Balance Usage	34,120	34,120	0	0	34,120	
Total Uses	<u>1,820,000</u>	<u>3,286,131</u>	<u>337,500</u>	<u>1,175,087</u>	<u>4,798,718</u>	

- (1) This change is for rollover of unused encumbrance balances.
- (2) To reflect allocation for Materials & Storage Relocation project as approved in the Capital Improvement Projects Plan.
- (3) To reflect the purchase of a new vehicle due to accident.
- (4) To cover purchase price of replacement vehicle approved through the fleet replacement schedule.
- (5) To reflect previous amendatory budget appropriations and other contributions.
- (6) To reflect FY2009 depreciation expense.

	FY2009 Adopted Budget	FY2009 Amended Budget as of 12/31/08	Approved Changes & Rollovers	Recommended Amendments	Recommended Budget as of 3/31/09	
FLEET MANAGEMENT SERVICES FUND (#502)						
Sources:						
Appropriation from Fund Balance	0	41,396	0	25,929	67,325	(1&2)
<u>Adopted Budget-Reconciliation Balance</u>	<u>5,152,153</u>	<u>5,152,153</u>	<u>0</u>	<u>0</u>	<u>5,152,153</u>	
Total Sources	<u>5,152,153</u>	<u>5,193,549</u>	<u>0</u>	<u>25,929</u>	<u>5,219,478</u>	
Uses:						
Administration (8410)	711,695	711,695	0	0	711,695	
Operations (8420)	4,434,387	4,475,783	0	0	4,475,783	(1)
Depreciation (8460)	0	0	0	25,929	25,929	(2)
Planned/Unappropriated Fund Balance	6,071	6,071	0	0	6,071	
Total Uses	<u>5,152,153</u>	<u>5,193,549</u>	<u>0</u>	<u>25,929</u>	<u>5,219,478</u>	

- (1) This change is for rollover of unused encumbrance balances.
- (2) To reflect FY2009 depreciation expense.

	FY2009 Adopted Budget	FY2009 Amended Budget as of 12/31/08	Approved Changes & Rollovers	Recommended Amendments	Recommended Budget as of 3/31/09	
GENERAL INSURANCE FUND (#503)						
Sources:						
Appropriation from Fund Balance	0	46,491	0	(1,754)	44,737	(1)
<u>Adopted Budget-Reconciliation Balance</u>	<u>7,355,399</u>	<u>7,355,399</u>	<u>0</u>	<u>0</u>	<u>7,355,399</u>	
Total Sources	<u>7,355,399</u>	<u>7,401,890</u>	<u>0</u>	<u>(1,754)</u>	<u>7,400,136</u>	
Uses:						
City Attorney (7520)	527,168	527,168	0	0	527,168	
Risk Management (9210)	2,745,789	2,737,989	0	(9,322)	2,728,667	(2)
Health Services (9220)	656,013	702,504	0	0	702,504	(1)
Wellness Program (9222)	117,324	117,324	0	0	117,324	
Safety Award Incentive Program (9224)	51,000	51,000	0	0	51,000	
Workers Compensation & Study (9225)	3,059,825	3,067,625	0	7,568	3,075,193	(2)
Planned/Unappropriated Fund Balance	198,280	198,280	0	0	198,280	
Total Uses	<u>7,355,399</u>	<u>7,401,890</u>	<u>0</u>	<u>(1,754)</u>	<u>7,400,136</u>	

- (1) This change is for rollover of unused encumbrance balances and to reflect changes to fixed fleet appropriations.
- (2) To transfer monies to Workers Compensation area to purchase equipment.

	FY2009 Adopted Budget	FY2009 Amended Budget as of 12/31/08	Approved Changes & Rollovers	Recommended Amendments	Recommended Budget as of 3/31/09	
E.H.A.B. FUND (#504)						
Sources:						
Appropriation from Fund Balance	0	236,735	0	0	236,735	(1)
<u>Adopted Budget-Reconciliation Balance</u>	<u>18,899,117</u>	<u>18,899,117</u>	<u>0</u>	<u>0</u>	<u>18,899,117</u>	
Total Sources	<u>18,899,117</u>	<u>19,135,852</u>	<u>0</u>	<u>0</u>	<u>19,135,852</u>	
Uses:						
Risk Management (9210)	18,765,105	18,995,500	0	0	18,995,500	(1)
Employee Assistance Program (9223)	0	6,340	0	0	6,340	(1)
<u>Planned/Unappropriated Fund Balance</u>	<u>134,012</u>	<u>134,012</u>	<u>0</u>	<u>0</u>	<u>134,012</u>	
Total Uses	<u>18,899,117</u>	<u>19,135,852</u>	<u>0</u>	<u>0</u>	<u>19,135,852</u>	

(1) This change is for rollover of unused encumbrance balances.

	FY2009 Adopted Budget	FY2009 Amended Budget as of 12/31/08	Approved Changes & Rollovers	Recommended Amendments	Recommended Budget as of 3/31/09	
DEFERRED COMPENSATION TRUST (#609)						
Sources:						
Appropriation from Fund Balance	0	0	0	3,500,000	3,500,000	(1)
<u>Adopted Budget-Reconciliation Balance</u>	<u>0</u>	<u>0</u>	<u>0</u>	<u>0</u>	<u>0</u>	
Total Sources	<u>0</u>	<u>0</u>	<u>0</u>	<u>3,500,000</u>	<u>3,500,000</u>	
Uses:						
Trust Funds (9981)	0	0	0	3,500,000	3,500,000	(1)
<u>Planned/Unappropriated Fund Balance</u>	<u>0</u>	<u>0</u>	<u>0</u>	<u>0</u>	<u>0</u>	
Total Uses	<u>0</u>	<u>0</u>	<u>0</u>	<u>3,500,000</u>	<u>3,500,000</u>	

(1) To reflect FY2009 budget.

	FY2009 Adopted Budget	FY2009 Amended Budget as of 12/31/08	Approved Changes & Rollovers	Recommended Amendments	Recommended Budget as of 3/31/09	
DOWNTOWN REDEV. TRUST FUND (#610)						
Sources (Multiple Year Accounts):						
Property Tax Increment-County	0	861,370	(21,343)	0	840,027	(2)
Transfer from General Fund	0	480,718	1,940	0	482,658	(2)
Transfer from GRU	0	0	11,267	0	11,267	(3)
Appropriation from Fund Balance	0	49,520	38,424	0	87,944	
Prior Year Appropriations (Net)	<u>5,151,266</u>	<u>5,151,266</u>	<u>0</u>	<u>0</u>	<u>5,151,266</u>	
Total Sources	<u>5,151,266</u>	<u>6,542,874</u>	<u>30,288</u>	<u>0</u>	<u>6,573,162</u>	(1)
Uses (Multiple Year Accounts):						
University Avenue Interim Imprv (W200)	71,736	101,736	(30,000)	0	71,736	
Plaza (W201)	14,023	14,023	0	0	14,023	
Streetscape (W202)	145,028	145,028	0	0	145,028	
Transfer to Operating (W203)	915,340	1,170,444	0	0	1,170,444	
Parking Management Agreement (W204)	50,000	50,000	0	0	50,000	
Downtown Maintenance (W207)	367,033	435,949	0	0	435,949	
Arlington Square Grant (W209)	30,700	36,800	0	0	36,800	
Commerce Building Project (W210)	251,537	321,841	0	0	321,841	
Coordinated Signage (W211)	32,229	32,229	0	0	32,229	
FFGFC Of 2002 Loan-Downtown (W212)	448,027	448,027	0	0	448,027	
Hampton Inn Project (W213)	767,601	767,601	0	0	767,601	
Main Street Project (W214)	100	100	0	0	100	
Union Street Project (W215)	924,758	1,145,741	(66,239)	0	1,079,502	
Downtown Sidewalks (W216)	20,000	20,000	0	0	20,000	
Public Information Campaign (W217)	14,616	14,616	0	0	14,616	
Capital Projects (W218)	4,148	4,148	0	0	4,148	
Residential Acquisitions (W219)	119,592	149,592	0	0	149,592	
Downtown Marketing (W220)	68,384	78,384	(10,000)	0	68,384	
Downtown Facade Grant (W221)	75,322	75,322	0	0	75,322	
Downtown Policing (W222)	157,190	157,190	0	0	157,190	
Downtown Lunch Event Series (W223)	19,122	19,122	0	0	19,122	
Downtown Improvements (W224)	35,950	35,950	0	0	35,950	
Downtown Graffiti Abatement (W225)	2,000	2,000	0	0	2,000	
Landscape Bubbles (W226)	24,866	24,866	0	0	24,866	
SE 7th Street Project (W227)	98,000	98,000	0	0	98,000	
Downtown Professional Serv (W229)	28,380	38,380	0	0	38,380	
Porters Neighborhood Imprv (W231)	55,815	55,815	0	0	55,815	
Downtown Design Tech Standards (W232)	2,000	2,000	0	0	2,000	
6th Street Rail-to-Trail (W233)	0	25,000	0	0	25,000	
Depot Building Rehabilitation (W236)	0	167,000	0	0	167,000	
Lynch Park (W237)	73,000	85,000	20,000	0	105,000	
Porters SW 3rd Street Imprv (W243)	309,769	625,769	0	0	625,769	
Depot Ave Lighting & Paving (W244)	0	105,000	0	0	105,000	
Depots Rail-to-Trails (W245)	0	25,000	(25,000)	0	0	
CRA Office Building (W246)	0	0	133,000	0	133,000	
Depot Park Master Plan (W736)	<u>25,000</u>	<u>65,201</u>	<u>8,527</u>	<u>0</u>	<u>73,728</u>	(3)
Total Uses	<u>5,151,266</u>	<u>6,542,874</u>	<u>30,288</u>	<u>0</u>	<u>6,573,162</u>	(1)

- (1) This change was based on Fy2009 Budget presented by CRA on 9/15/08, Agenda #080372.
(2) This change was based on the 1st quarter amendatory presented by CRA on 3/16/09, Agenda #080889.
(3) To budgets funds for the Depot Park Master Plan as approved by agenda #070004.

	FY2009 Adopted Budget	FY2009 Amended Budget as of 12/31/08	Approved Changes & Rollovers	Recommended Amendments	Recommended Budget as of 3/31/09	
FIFTH AVE/PLSNT ST REDEV TRUST (#613)						
Sources (Multiple Year Accounts):						
Property Tax Increment-County	0	273,339	(2,577)	0	270,762	(2)
Transfer from General Fund	0	152,348	(193)	0	152,155	(2)
Capital Contributions	0	0	0	120,000	120,000	(3)
Appropriation from Fund Balance	0	87,073	43,230	0	130,303	
Prior Year Appropriations	<u>2,768,907</u>	<u>2,768,907</u>	<u>0</u>	<u>0</u>	<u>2,768,907</u>	
Total Sources	<u>2,768,907</u>	<u>3,281,667</u>	<u>40,460</u>	<u>120,000</u>	<u>3,442,127</u>	(1)
Uses (Multiple Year Accounts):						
Revolving Loan Program (W500)	14,943	14,943	0	0	14,943	
Sidewalks (W502)	15,473	15,473	0	0	15,473	
Residential Acquisition (W503)	30,295	69,656	0	0	69,656	
Transfer to Operating (W506)	377,521	482,085	0	0	482,085	
Coordinated Signage (W507)	8,736	8,736	0	0	8,736	
Signage/Streetscape (W508)	625,646	625,646	0	0	625,646	
Model Block Program (W509)	1,059,270	1,059,270	0	0	1,059,270	
FFGFC Of 2002 Loan-5th Ave (W510)	259,977	311,995	0	0	311,995	
FAPS Maintenance (W513)	65,030	76,847	0	0	76,847	
NW 8th Ave Procees Prj (W514)	9,465	9,465	0	0	9,465	
Redevelopment Plan (W515)	15,000	15,000	0	0	15,000	
FAPS Marketing (W516)	13,398	13,398	0	0	13,398	
NW 5th Ave Project (W519)	63,255	63,255	0	0	63,255	
A. Quinn Jones Project (W520)	20,602	45,602	0	0	45,602	
FAPS Related Professional Serv (W521)	22,350	22,350	0	0	22,350	
Public Art (W522)	10,000	10,000	0	0	10,000	
Fifth Avenue Arts Festival (W523)	4,000	4,000	0	0	4,000	
FAPS-Design Tech Standards (W524)	2,000	2,000	0	0	2,000	
CRA Office Building (W529)	0	46,000	0	0	46,000	
Model Block Program - C (W530)	0	4,000	18,000	0	22,000	
Model Block Program - E (W531)	0	4,000	0	0	4,000	
Model Block Program - F (W532)	0	4,000	0	0	4,000	
Model Block Program - G (W533)	0	4,000	0	0	4,000	
Model Block Program - H (W534)	0	4,000	0	0	4,000	
Model Block Program - I (W535)	0	4,000	0	0	4,000	
Primary Corridors-NW 5th Ave (W537)	113,435	293,435	(18,934)	0	274,501	
University House (W538)	0	30,000	(1,006)	120,000	148,994	(3)
Façade/Paint Program (W539)	0	0	15,000	0	15,000	
Model Block Program - J (W540)	0	0	22,400	0	22,400	
Historic Heritage Trail (W541)	0	0	5,000	0	5,000	
Planned Fund Balance	<u>38,511</u>	<u>38,511</u>	<u>0</u>	<u>0</u>	<u>38,511</u>	
Total Uses	<u>2,768,907</u>	<u>3,281,667</u>	<u>40,460</u>	<u>120,000</u>	<u>3,442,127</u>	(1)

- (1) This change was based on Fy2009 Budget presented by CRA on 9/15/08, Agenda #080372.
(2) This change was based on the 1st quarter amendatory presented by CRA on 3/16/09, Agenda #080889.
(3) For the project of the A. Quinn Jones School Facility development.

	FY2009 Adopted Budget	FY2009 Amended Budget as of 12/31/08	Approved Changes & Rollovers	Recommended Amendments	Recommended Budget as of 3/31/09	
COLLEGE PARK/UNIV. HEIGHTS REDEV (#618)						
Sources (Multiple Year Accounts):						
Property Tax Increment-County	0	1,778,489	(22,455)	0	1,756,034	(2)
Transfer from General Fund	0	992,549	(5,749)	0	986,800	(2)
Appropriation from Fund Balance	0	428,338	119,188	0	547,526	
<u>Prior Year Appropriations</u>	<u>9,104,267</u>	<u>9,104,267</u>	<u>0</u>	<u>0</u>	<u>9,104,267</u>	
Total Sources	<u>9,104,267</u>	<u>12,303,643</u>	<u>90,984</u>	<u>0</u>	<u>12,394,627</u>	(1)
Uses (Multiple Year Accounts):						
University Ave/13 St (W703)	366,500	366,500	0	0	366,500	
CPUH Sidewalks (W704)	86,268	86,268	0	0	86,268	
Transfer To Operating (W708)	1,145,591	1,719,541	0	0	1,719,541	
N.W. 17th St. Streetscape (W709)	12,012	12,012	0	0	12,012	
Coordinated Signage (W710)	11,255	11,255	0	0	11,255	
Streetscape/Park Matching (W711)	1,761,978	1,761,978	0	0	1,761,978	
Csx/6th St - Stringfellow Prop (W712)	26,750	26,750	0	0	26,750	
Stormwater Management (W714)	982,915	982,915	0	0	982,915	
NW 1st Ave (W715)	69,761	69,761	0	0	69,761	
W University Ave Loft (W717)	581,713	615,787	0	0	615,787	
Cpuh Maintenance (W719)	235,604	262,520	0	0	262,520	
Newspaper Racks (W720)	15,000	15,000	0	0	15,000	
Façade Grant Program (W721)	305,000	305,000	0	0	305,000	
Redevelopment Plan Rewrite (W722)	54,860	54,860	0	0	54,860	
CPUH Marketing (W723)	88,858	144,005	0	0	144,005	
Primary Corridors (W724)	311,286	311,287	0	0	311,287	(2)
Graffiti Abatement (W725)	5,000	5,000	0	0	5,000	
SW 5th Ave Imprv-Triangle Design (W726)	12,160	12,160	0	0	12,160	
SW 5th Ave Improvements (W727)	300,989	300,989	0	0	300,989	
Bricks on the Avenue (W728)	116,600	116,600	0	0	116,600	
Incentive Proforma Review (W729)	20,000	20,000	0	0	20,000	
Heritage Oaks Project (W731)	52,437	72,397	(5,018)	0	67,379	
Woodbury Row Project (W732)	52,769	73,403	(7,685)	0	65,718	
SW 2nd Ave Underground Utilities (W733)	125,771	125,771	0	0	125,771	
SW 7th Ave Improvements (W734)	271,500	271,500	0	0	271,500	
Depot Rail Trail (W735)	1,007,852	1,507,852	0	0	1,507,852	
Depot Park Area Master Plan (W736)	50,000	50,000	0	0	50,000	
CPUH Project-Professional Services (W737)	100,910	150,910	0	0	150,910	
FFGFC Of 2005 Loan-CPUH (W738)	58,324	116,519	0	0	116,519	
Campus View I (W739)	157,238	262,785	(43,636)	0	219,149	
Stratford Court (W740)	36,449	57,560	(8,447)	0	49,113	
Parking Management (W741)	25,000	25,000	0	0	25,000	
Options/Acquisitions (W743)	75,642	1,074,484	155,770	0	1,230,254	
CPUH Design Tech Standards (W745)	2,000	2,000	0	0	2,000	
6th Street Rail-to-Trail (W746)	0	50,000	0	0	50,000	
Primary Corridors-NW 6th St (W748)	0	24,000	0	0	24,000	(2)
Primary Corridors-SW13th St (W749)	0	510,000	0	0	510,000	
Primary Corridors-SW 6th St (W751)	0	39,714	0	0	39,714	(2)
Primary Corridors-S Main St (W752)	0	550,000	0	0	550,000	(2)
Depot Ave-CPUH (W757)	0	25,000	0	0	25,000	(2)
<u>Planned Fund Balance</u>	<u>578,275</u>	<u>114,560</u>	<u>0</u>	<u>0</u>	<u>114,560</u>	(2)
Total Uses	<u>9,104,267</u>	<u>12,303,643</u>	<u>90,984</u>	<u>0</u>	<u>12,394,627</u>	(1)

(1) This change was based on Fy2009 Budget presented by CRA on 9/15/08, Agenda #080372.

(2) To correct previous year budget transaction.

(2) This change was based on the 1st quarter amendatory presented by CRA on 3/16/09, Agenda #080889.

	FY2009 Adopted Budget	FY2009 Amended Budget as of 12/31/08	Approved Changes & Rollovers	Recommended Amendments	Recommended Budget as of 3/31/09	
EASTSIDE REDEV. TRUST FUND (#621)						
Sources (Multiple Year Accounts):						
Property Tax Increment-County	0	379,182	(7,746)	0	371,436	(2)
Transfer from General Fund	0	213,080	(4,387)	0	208,693	(2)
Appropriation from Fund Balance	0	159,005	22,605	0	181,610	
<u>Prior Year Appropriations</u>	<u>1,917,230</u>	<u>1,917,230</u>	<u>0</u>	<u>0</u>	<u>1,917,230</u>	
Total Sources	<u>1,917,230</u>	<u>2,668,497</u>	<u>10,472</u>	<u>0</u>	<u>2,678,969</u>	(1)
Uses (Multiple Year Accounts):						
Transfer to Operating (W900)	282,563	413,650	0	0	413,650	
Façade Grant Program (W901)	80,047	110,047	0	0	110,047	
Coordinated Public Signage (W902)	7,000	7,000	0	0	7,000	
Camp Property (W904)	450	450	0	0	450	
Capital Projects (W905)	43,626	43,626	0	0	43,626	
Eastside Marketing (W906)	12,284	12,284	0	0	12,284	
Eastside Maintenance (W907)	20,000	20,000	0	0	20,000	
Demolition Project (W908)	18,933	18,933	0	0	18,933	
Model Block Program (W909)	69,127	90,952	0	0	90,952	
Extensive Graffiti Abatement (W910)	2,000	2,000	0	0	2,000	
Eastside Streetscaping (W911)	213,608	213,608	0	0	213,608	
Design & Technical Standards (W912)	7,010	7,010	0	0	7,010	
East University Ave Medians (W914)	86,817	141,817	0	0	141,817	
CRA Expansion Plan (W915)	20,000	20,000	0	0	20,000	
Related Professional Services (W916)	25,000	25,000	0	0	25,000	
Cotton Club Project (W917)	122,232	197,232	0	0	197,232	
Gateway Project (W918)	341,483	366,483	0	0	366,483	
Residential-Commercial Options (W919)	36,875	61,875	0	0	61,875	
Kennedy Homes Project (W920)	20,000	20,000	0	0	20,000	
SE Hawthorne Road Redevelopment (W923)	0	228,355	4,472	0	232,827	
Primary Corridors-Hawthorn Rd (W924)	0	25,000	0	0	25,000	
Primary Corridors-Waldo Rd (W925)	0	25,000	0	0	25,000	
Primary Corridors-15th St(W926)	0	65,000	0	0	65,000	
CRA Office Building (W927)	0	45,000	6,000	0	51,000	
Depot Area Master Plan (W736)	10,000	10,000	0	0	10,000	
<u>Prior Year Appropriations-Reconciliation</u>	<u>498,175</u>	<u>498,175</u>	<u>0</u>	<u>0</u>	<u>498,175</u>	
Total Uses	<u>1,917,230</u>	<u>2,668,497</u>	<u>10,472</u>	<u>0</u>	<u>2,678,969</u>	(1)

(1) This change was based on Fy2009 Budget presented by CRA on 9/15/08, Agenda #080372.

(2) This change was based on the 1st quarter amendatory presented by CRA on 3/16/09, Agerida #080889.