

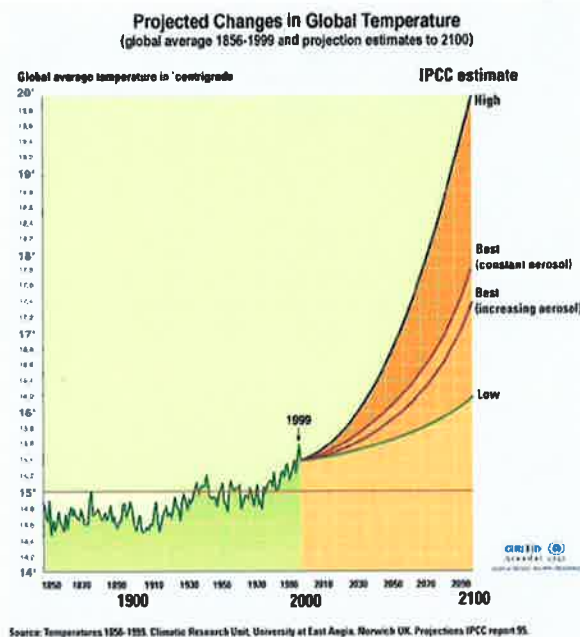
City of Gainesville CO2 regulatory and liability costs

Submitted

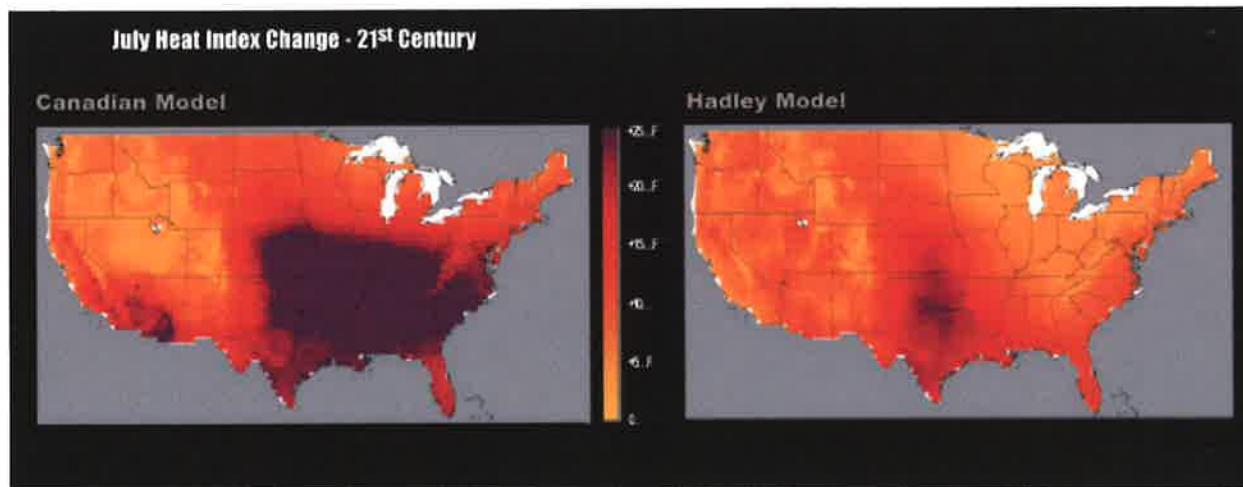
12/13/04

#040766

Mark Van.



Retreating polar ice



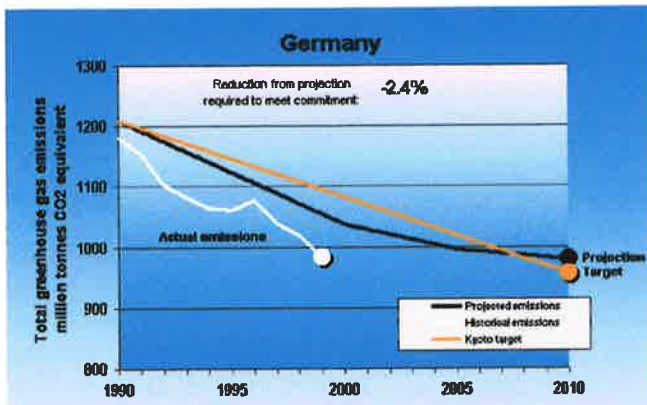
These maps show the projected increase in average daily July heat index relative to the present. The largest increases are in the southeastern states, where the Canadian model projects increases of more than 25°F.

For example, a July day in Atlanta that today reaches a heat index of 105°F would reach 115°F in the Hadley model and 130°F in the Canadian model.

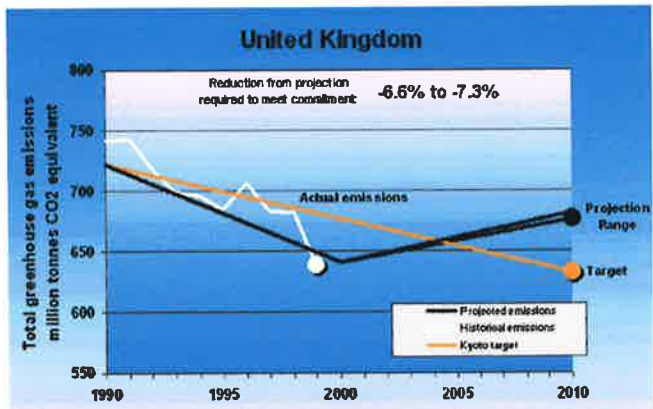
Extinction risk from climate change

"These analyses indicated that 9% to 32% of species might be committed to extinction by climate change, depending on methods and magnitude of climate change projected by climatologists. Even larger losses (22% to 52%) were calculated if a more pessimistic assumption was made about the way species shift their ranges."

Nature: July, 2004



Actual and projected emissions of six greenhouse gases (CO₂, CH₄, N₂O, HFCs, PFCs, SF₆)
 Sources: Actual emissions UNFCCC/SBI/2000/11 Table B.1. Projected emissions UNFCCC/1998/Add.2 Table C.6.
 Source: Updated 2000 Report of the Federal Republic of Germany

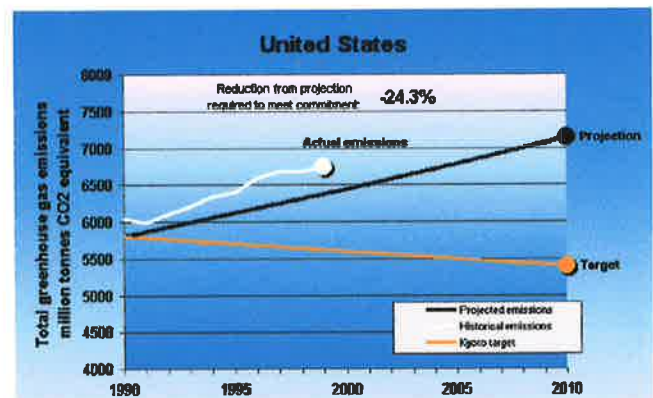


Actual and projected emissions of six greenhouse gases (CO₂, CH₄, N₂O, HFCs, PFCs, SF₆)
 Sources: Actual emissions UNFCCC/SBI/2000/11 Table B.1. Projected emissions UNFCCC/1998/Add.2 Table C.6.

13.12.04 GERMANY OFFERS TO REDUCE EMISSIONS BY 40% BY 2020

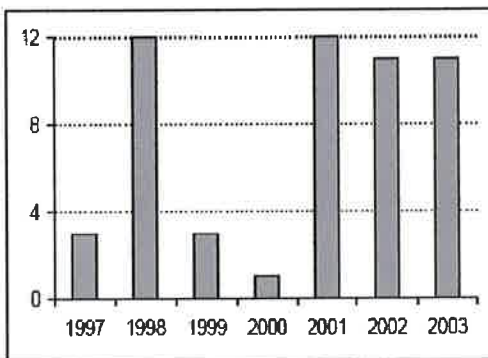
Germany is willing to reduce its carbon dioxide emissions by 40 per cent from 2012 until 2020, environment minister Jürgen Trittin has announced. Germany would do so under the condition that the rest of EU Member States put themselves under obligation to reduce their emissions by another 30 per cent by 2020.

<http://www.pointcarbon.com/article.php?articleID=5682&categoryID=147>



Actual and projected emissions of six greenhouse gases (CO₂, CH₄, N₂O, HFCs, PFCs, SF₆)
 Sources: Actual emissions UNFCCC/SBI/2000/11 Table B.1. Projected emissions UNFCCC/1998/Add.2 Table C.6.

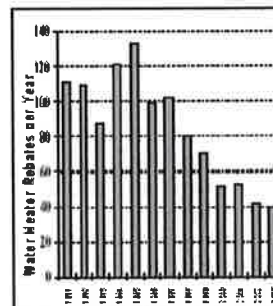
Solar Water Heating Rebates



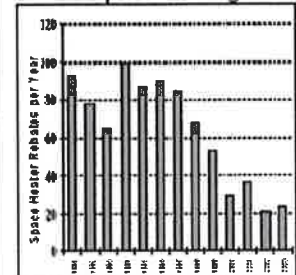
15

Natural Gas Rebates for Retrofits

Water Heating



Space Heating



13

Above shows that the some programs are much less effective than others.... why is that? Is that the best we can do? Are these the only things we can do?