

LEGISLATIVE #

110492A



TRANSPORTATION SYSTEM SURTAX: PAVEMENT MANAGEMENT PROGRAM

CITY OF GAINESVILLE – NEEDS ASSESSMENT

NOVEMBER 21, 2011



Board Direction

AUGUST 23, 2011

- Accept the pavement management project ranking methodology
- Ask the Manager to schedule, as soon as possible, a Board work session on the potential sales tax initiative

SEPTEMBER 20, 2011

- Direct staff to proceed with development of a 2012 ballot initiative for a 1-cent Charter County Transportation System Surtax for a period of at least ten years, to begin discussions with City of Gainesville staff and to begin the community involvement process

Pavement Management Program

Presentation Outline

- Transportation System Surtax vs. Infrastructure Surtax
- Projects
- Setting the parameters of the initiative
- Engaging the community
- Schedule/Timeline



TRANSPORTATION SYSTEM SURTAX VS. INFRASTRUCTURE SURTAX



Charter County Transportation System Surtax

§212.055(1), FLORIDA STATUTES

- Up to 1%
- Levy by Countywide referendum or charter amendment
- Ballot includes term of levy and percentage
- Funds deposited into trust fund
- Uses (as many or few at discretion of governing body):
 - Countywide bus system, on-demand transportation services and fixed guideway rapid transit system (**capital & operations and maintenance**)
 - Road and bridge (development, construction, maintenance)
 - Capital debt service
- Distribution:
 - To County
 - If funds are shared with cities or regional transportation authority, interlocal agreements are required
- Ordinance specify projects?

Local Government Infrastructure Surtax

§212.055(2), FLORIDA STATUTES

- Either 0.5% or 1%
- Levy by Countywide referendum
- Ballot includes term of levy and percentage
- Uses:
 - Land
 - New capital facilities
 - Improvements of capital facilities: 5 years or more life expectancy
 - Design and engineering costs
 - Public safety vehicles, equipment: 5 years or more life expectancy
 - NOT operations and maintenance
- Distribution:
 - Interlocal; or
 - Statutory formula (§218.62, FLA. STAT.) – population based
- Ordinance specify projects?

Ballot Question Requirements

§101.161, FLORIDA STATUTES

- 75 words ballot question; 15 words ballot title
- Clear and unambiguous language
- Must not mislead voter
- State the chief purpose of the measure
- Need attorney review – ballot requirements have been litigated often
- Remedy: ask judge to remove question from ballot

Timeline – Ballot Question

GENERAL ELECTION

By June 12, 2012 County Commission authorizes advertisement of hearing re: ordinance

By July 10, 2012 County Commission adopts ordinance

Nov. 6 General Election



PROJECTS



Pavement Management Projects

Ranked List

Prioritized Pavement Management List
Methodology Approved August 23, 2011

RANK	ROAD NO	FROM	TO	LENGTH	ADA CORRECTION	SAFETY MODS	CORRECT SUBSTANDARD LANE WIDTHS	ADD PAVED SHOULDER	ADD SIDEWALKS	COST*
1	NW 43 ST	W NEWBERRY RD	NW 53 AV	3.279	Yes	Yes	Standard	Yes	Existing	\$ 6,749,597.48
2	NW COUNTY RD 235 / NW 140 ST	NW 78 AV	NW 143 PL / CR 2054	5.349	Yes	Yes	Standard	Yes	Existing	\$ 5,088,584.57
3	NW CR 236	NW US 441	I-75	4.198	Yes	Yes	Standard	Yes	Rural/Ag	\$ 3,841,526.82
4	NW COUNTY RD 235 / NW 242 ST	W NBERRY RD / SR 26	NW 78 AV	6.146	Yes	Yes	Standard	Yes	Rural/Ag	\$ 5,659,588.20
5	SW 282/266 ST(CR 337)	LEVY CL	W NEWBERRY RD	8.427	Yes	Yes	Standard	Yes	Rural/Ag	\$ 7,521,603.42
6	NW 69 TER	W NEWBERRY RD	NW 11 PL	0.287	Yes	Yes	Standard	Yes	Existing	\$ 387,966.83
7	W UNIV AV	SW 75 ST	NE 2 ST	0.54	Yes	Yes	Standard	Existing	Existing	\$ 413,963.58
8	NW 16 AV	NW 13 ST (US 441)	NW 39 AV	1.213	Yes	Yes	Standard	Existing	Existing	\$ 1,273,038.55
9	N MAIN ST	NW 23 AV	NW 13 ST / US 441	1.046	Yes	Yes	Standard	Existing	Existing	\$ 1,050,008.98
10	NW 53 AV	NW 34 ST / SR 121	W UNIVERSITY AV	0.577	Yes	Yes	Standard	Existing	Existing	\$ 1,313,757.55
11	SW 75 ST	SW 8 AV	NW 51 ST	1.213	Yes	Yes	Standard	Existing	Existing	\$ 942,494.91
12	NW 27 AV	NW 55 ST	NW 55 ST	0.251	Yes	Yes	Standard	Existing	Existing	\$ 234,696.22
13	NW 23 AV	NW 83 ST	NW 13 ST / US 441	6.699	Yes	Yes	Standard	Existing	Existing	\$ 1,586,636.91
14	NW 43 ST	NW 53 AV	NW 43 ST	2.797	Yes	Yes	Standard	Existing	Existing	\$ 3,226,345.63
15	MILLHOPPER RD / NW 53 AV	NW 143 ST	SW 8 AV	2.932	Yes	Yes	Standard	Existing	Rural/Ag	\$ 6,564,076.91
16	SW 75 ST	N OF PUBLX	S US HIGHWAY 441	1.608	Yes	Yes	Standard	Existing	Rural/Ag	\$ 2,575,637.52
17	SE COUNTY RD 234 (BEVILLE BP)	MARION CL	SW 44 AV	0.28	Yes	Yes	Standard	Existing	Rural/Ag	\$ 2,520,395.40
18	SW 91 ST	SW ARCHER RD	N OF PUBLX	1.004	Yes	Yes	Standard	Existing	Rural/Ag	\$ 1,213,058.05
19	SW 75 ST	SW ARCHER RD	NW 39 AV / SR 222	1.992	Yes	Yes	Standard	Existing	Rural/Ag	\$ 534,595.59
20	NW 83 ST	NW 23 AV	NW 32 AV	1.205	Yes	Yes	Standard	Existing	Rural/Ag	\$ 1,093,525.68
21	NW 170 ST	W NEWBERRY RD	NE WALDO RD	1.808	Yes	Yes	Standard	Existing	Rural/Ag	\$ 1,712,355.95
22	NE 16 AV	NE 2 ST	S OF FARM B.	2.242	Yes	Yes	Standard	Existing	Rural/Ag	\$ 885,541.02
23	SW 34 ST / SW 63 AV (CR 23)	SW 13 ST (US 441)	NW 156 AV	1.996	Yes	Yes	Standard	Existing	Rural/Ag	\$ 1,583,967.53
24	NW 59 DR	NW 120 LN	SW ARCHER RD	1.083	Yes	Yes	Standard	Existing	Rural/Ag	\$ 1,718,715.47
25	SW 75 ST	W NEWBERRY RD (SR 26)	NW 23 AV	0.593	Yes	Yes	Standard	Existing	Rural/Ag	\$ 1,922,884.85
26	FT CLARKE BLVD	HOLDEN PK RD	PUTNAM CL	0.977	Yes	Yes	Standard	Existing	Rural/Ag	\$ 1,046,838.21
27	SE 101 AV	SOUTH END	SW 75 ST	0.717	Yes	Yes	Standard	Existing	Rural/Ag	\$ 424,062.51
28	SW 75 WAY	SE COUNTY RD 2082	SE HAWTHORNE RD	1.505	Yes	Yes	Standard	Existing	Rural/Ag	\$ 603,614.58
29	SE COUNTY RD 234	NW 43 ST	NW 34 ST / SR 121	0.998	Yes	Yes	Standard	Existing	Rural/Ag	\$ 616,344.99
30	NW 53 AV	SOUTH END	SW WILLISTON RD	2.662	Yes	Yes	Standard	Existing	Rural/Ag	\$ 1,566,844.20
31	SW 35 DR	NW 186 ST	NW 143 ST	0.823	Yes	Yes	Standard	Existing	Rural/Ag	\$ 984,673.12
32	NW 32 AV	12-09-17	W STATE RD 235	4.033	Yes	Yes	Standard	Existing	Rural/Ag	\$ 2,359,874.25
33	DELOACH S/D	NW US HIGHWAY 441	NW COUNTY RD 236	5.429	Yes	Yes	Standard	Existing	Rural/Ag	\$ 230,383.50
34	NW COUNTY RD 237	NW US HIGHWAY 441	TOWER HILL INS.	0.166	Yes	Yes	Standard	Existing	Rural/Ag	\$ 3,538,520.39
35	NW COUNTY RD 235 A	NW 69 ST	NW STATE ROAD 45	4.102	Yes	Yes	Standard	Existing	Rural/Ag	\$ 4,975,750.99
36	NW 11 PL	Gilchrist	NW COUNTY RD 235	0.463	Yes	Yes	Standard	Existing	Rural/Ag	\$ 130,736.85
37	NW 78 AVE	NW STATE ROAD 41	NE 2 AV	7.467	Yes	Yes	Standard	Existing	Rural/Ag	\$ 2,771,780.10
38	NW 94 AV	US HIGHWAY 441	W NEWBERRY RD	3.372	Yes	Yes	Standard	Existing	Rural/Ag	\$ 3,751,521.57
39	NE 1 ST/ CHOLOKA BLVD	SW STATE ROAD 45	SW STATE ROAD 45							\$ 410,451.46
40	SW 170 ST	LEVY								\$ 6,876,040.53
41	SW 170 ST / 134 AV / 132 LN									\$ 3,064,018.95

*Conceptual estimate using 2010 costs. Costs include rehabilitation of roadway plus basic safety modifications and sidewalk as indicated.

Conceptual estimate using 2010 costs. Costs include rehabilitation of roadway plus basic safety modifications and sidewalk as indicated.

Conceptual estimate using 2010 costs. Costs include rehabilitation of roadway plus basic safety modifications and sidewalk as indicated.

ST*

5,088,004.00
3,474,319.67
164,519.35
5,884,934.15
594,598.05
4,666,080.71
5,280,722.48
1,317,916.77
1,149,668.50
2,791,035.23
1,149,668.50
3,193,475.08
1,742,539.51
1,630,933.91
375,108.00
5,164,965.63
832,190.10
531,704.40
1,494,646.13
49,939.75
541,986.58
1,210,855.00
3,182,869.09
483,913.80
1,117,360.66
294,640.26
4,534,516.17
1,158,995.37
6,550,498.10
1,710,636.72
202,259.58
310,655.05
542,163.10
800,803.58
173,940.47
59,023.36
1,304,495.39
4,297,212.81
190,782.36
5,764,936.99
1,591,332.89
84,554.40
1,469,311.27
977,442.02
2,513,940.09
515,368.64
2,539,724.09
123,461.94

ST*

159,445.43
261,323.40
518,972.62
279,197.76
559,893.49
122,535.20
2,791,035.23
1,149,668.50
1,742,539.51
1,630,933.91
375,108.00
5,164,965.63
832,190.10
531,704.40
594,347.21
771,765.82
260,251.85
5,617,948.06
448,028.49
3,061,480.92
156,732.46
242,068.43
2,233,078.85
380,153.48
517,321.85
307,688.06
1,509,054.80
310,655.05
398,342.30
173,940.47
1,670,899.54
329,762.15
479,130.49
41,179.09
433,862.89
19,107.10
252,684.80
153,346.39
3,268,554.85
38,630.53
385,108.69
851,700.60
154,174.51
109,149.00

Pavement Management Project

Ranking Methodology

- Current Pavement Condition 55%
 - Based on Pavement Surface Evaluation and Rating (PASER)
- Deterioration Rate 25%
 - Visual-Theoretical Average w/90th%
- Traffic Volumes 10%
 - ITE Trip Generation (8th Ed) w/90th%
- Crash Rate 10%
 - w/90th%
- Adjustment Funded/Unfunded

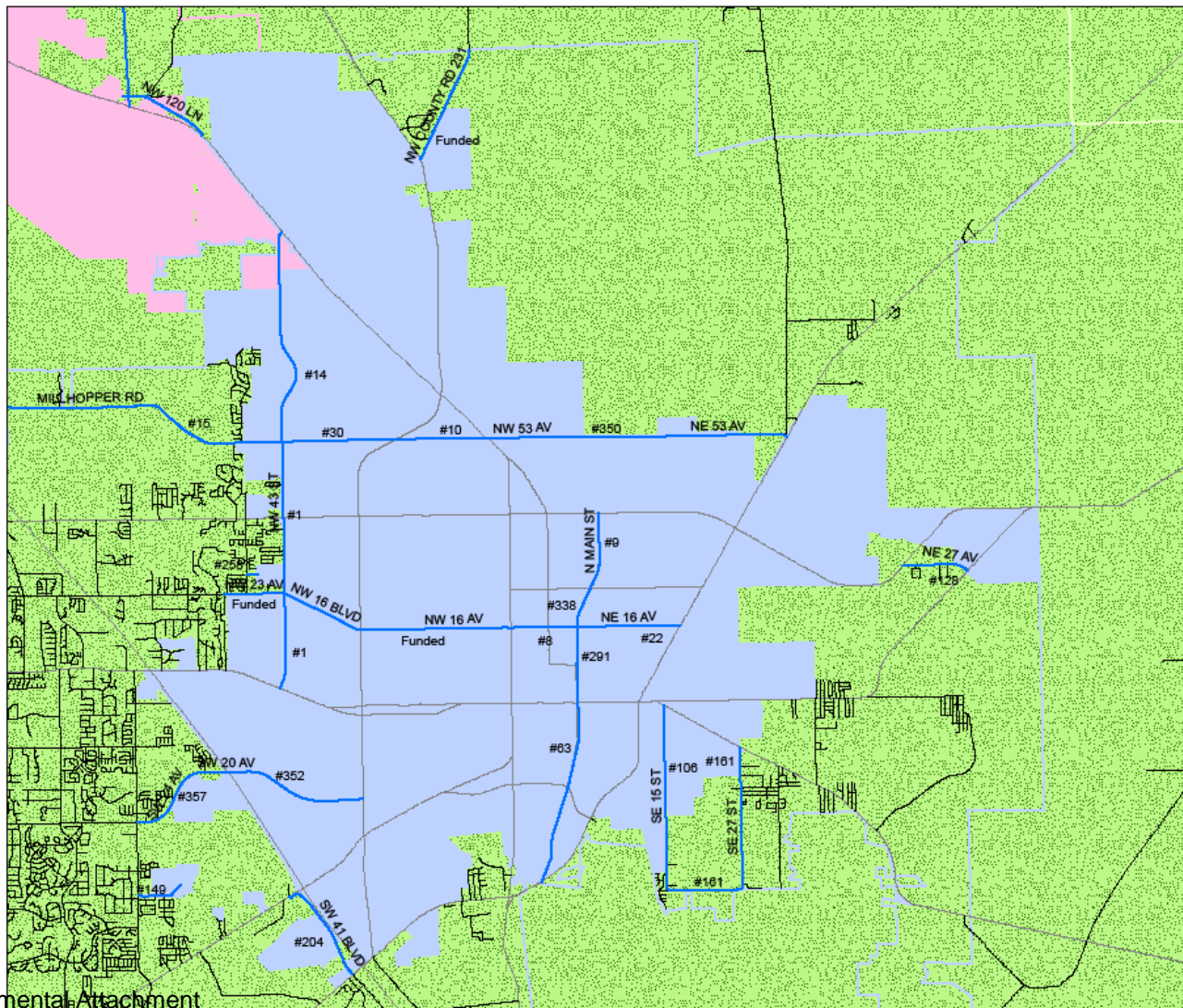
Sales Surtax Initiative

Types of Projects

- Pavement Management Projects
- Tower Road Area Network Projects
- Other Transportation-related needs










Sales Surtax Initiative

County Projects in/near Gainesville



Alachua County Pavement Management Ranking within Municipal Limits of Gainesville, FL

Total Lane Mileage: 76.978
Sidewalk Addition Mileage: 6.734
2010 Estimated Cost: \$31,369,175.79

-  Municipal County Roads
-  Paved County Roads
-  FDOT Roadways
-  Gainesville
-  Gainesville Urban Reserve
-  Alachua
-  Alachua Urban Reserve
-  Waldo Urban Reserve
-  Alachua County



Prepared by: Brian Singleton/Tara Swann
Agency: Alachua County Public Works
Date: October 19, 2011

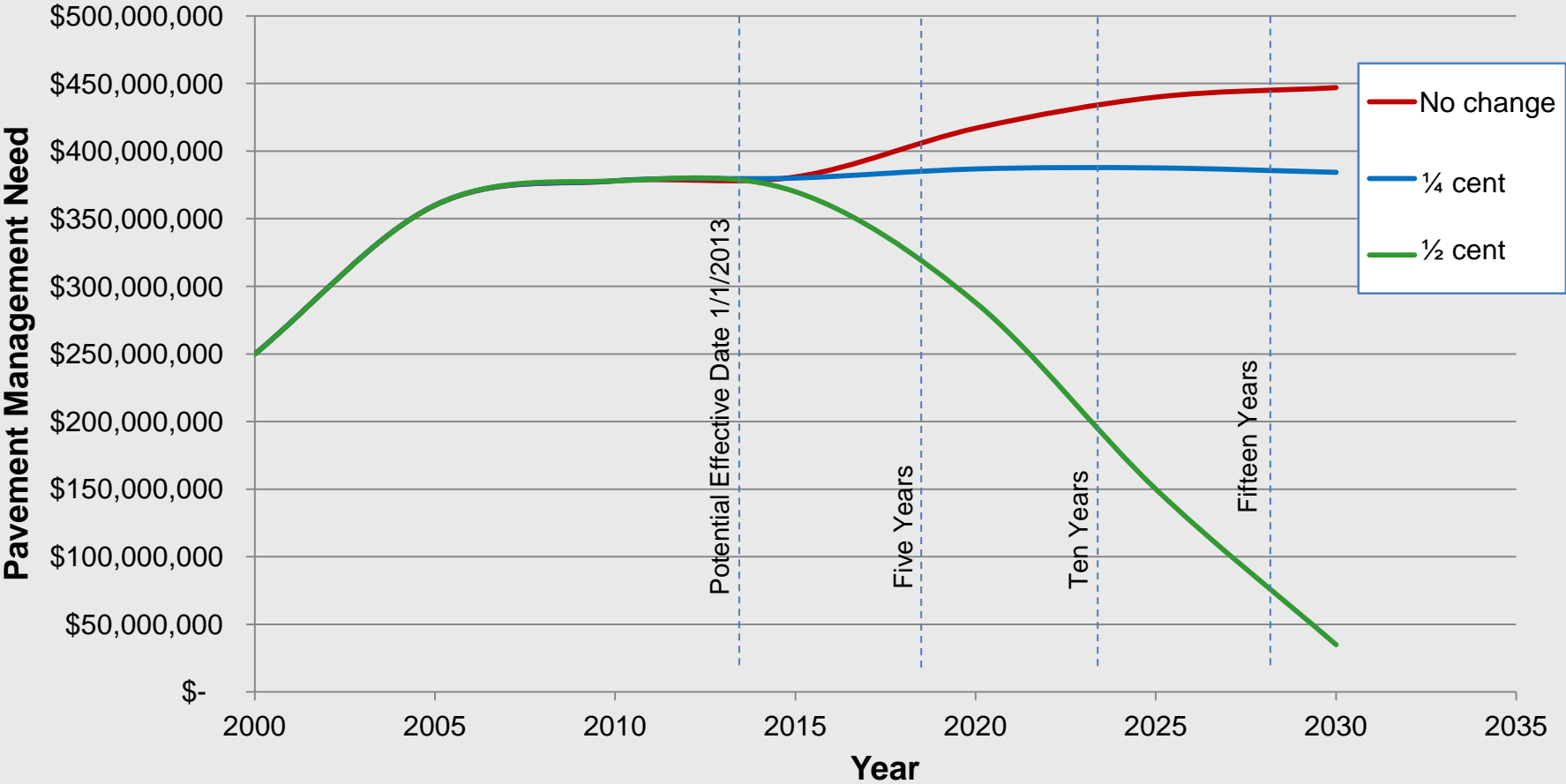


SETTING THE PARAMETERS OF THE INITIATIVE



Pavement Management Program

County Needs



Pavement Management Program

Initiative Parameters

- Surtax Rate: 1-cent
 - ½-cent for County Pavement Management
 - ½-cent shared by Municipalities for Transportation Needs

- Length of time: at least 10 years



ENGAGING THE COMMUNITY



Engaging the Community

PUBLIC INVOLVEMENT

- Engage municipalities
 - Begin at staff level
- Encourage involvement
 - Public
 - Elected officials
- Develop countywide project list
- Provide consistent and accurate information to as many interested community groups as time allows

Schedule/Timeline

Task	Time frame
Meet with City Staffs to discuss needs	In Progress
Draft Community-wide Project List to BoCC	January 2012
Community Meetings	Continue to Election
County/Cities Elected Bodies Approve/Endorse Final List	March 2012
Interlocal Agreements Signed	May 2012
Draft Ordinance to BoCC	May 2012
County Commission Adopts Ordinance/Ballot Language	July 2012
Supervisor of Elections approves Form	August 2012
General Election	November



Questions?

Alachua County Administration
Richard Drummond, Asst. County Manager (rdrummond@alachuacounty.us)
10 SW 2nd Ave, Gainesville, FL 32601
Tel: (352) 374-5204 * Fax: (352) 338-7363

Alachua County Public Works
Richard Hedrick, Director (rhedrick@alachuacounty.us)
Dave Cerlanek, County Engineer (dcerlanek@alachuacounty.us)
Tricia Kyzar, Administrative Assistant (tkyzar@alachuacounty.us)
5620 NW 120th Lane, Gainesville, FL 32653
Tel: (352) 374-5245 * Fax: (352) 337-6243
www.publicworks.alachuacounty.us

- Supplemental Attachments
 - 2011 Florida Statute
 - Prioritized Pavement Management List
 - Pavement Management Project Ranking Methodology
 - Potential Tax Distribution Techniques
 - Pavement Management Ranking within Municipal Limits map