


2

Ethnicity by GG Department - Jan 2018 thru May 2019




WHITE ALONE NON-HISPANIC - WHITE ALONE NON-HISPANIC

BLACK ALONE NON-HISPANIC - BLACK ALONE NON-HISPANIC

AMER IND/ALASKAN ALONE - AMER IND/ALASKAN ALONE


Other

Ethnicity by GRU Department - Jan 2018 thru May 2019




WHITE ALONE NON-HISPANIC - WHITE ALONE NON-HISPANIC BLACK ALONE NON-HISPANIC - BLACK ALONE NON-HISPANIC
Other

Gender by GG Department - Jan 2018 thru May 2019



Gender by GRU Department - Jan 2018 thru May 2019



Total Employees:


F

M

Age by GG Department - Jan 2018 thru May 2019




Age by GRU Department - Jan 2018 thru May 2019



■ Age 49 and Above

■ Age Under 49

Ethnicity by GRU Department - Jan 2018 thru May 2019



WHITE ALONE NON-HISPANIC - WHITE ALONE NON-HISPANIC BLACK ALONE NON-HISPANIC - BLACK ALONE NON-HISPANIC
Other