



From: [Hembree, Deidra M](#)
 To: [Thompson, Fran D](#); [Richardson, Jacquelin S](#); [Cockerham, Guinyard, Vian](#); [Arrow, Woodard](#); [Carol Stricklin \(cstrickl@hargo.com\)](#); [Jodie White](#); [Matthew Anderson \(maanders@hargo.com\)](#); [Laurie Whitaker \(lwhitaker@socialff.org\)](#); [Melanie Gaboardi \(mgaboardi@ocalaff.org\)](#); [Donnie Mitchell \(donnie.mitchell@marioncountynv.gov\)](#); [Martin, Cheryl](#); [Natalia Cox \(Natalia.cox@marioncountynv.gov\)](#); [Vturner@seminolecountynv.gov](#); [Andrew Thomas](#); [Bonnie Logan \(bloqan@seminolecountynv.gov\)](#); [Melody Frederick \(mfrederick@seminolecountynv.gov\)](#); [Sylvia Johnson](#); [Donna King \(dking@seminolecountynv.gov\)](#)
 Subject: 2017 Allocations
 Date: Wednesday, June 14, 2017 12:46:19 PM

https://portal.hud.gov/hudportal/HUD?src=/program_offices/comm_planning/about/budget/budget17


Deidra Hembree, Sr. CPD Representative
 U.S. Dept. of HUD
 400 W. Bay Street, Suite 1015
 Jacksonville, Florida 32202
 Phone: (904) 208-6155
 FAX: (904) 232-1360
 Schedule: 6a.m.-2:30p.m.



HUD.GOV
U.S. Department of Housing and Urban Development
Secretary Ben Carson



Connect with HUD



Información en Español

Site Map A-Z Index Text [A](#) [A](#) [A](#)

HOME
PRESS ROOM
AUDIENCES
STATE INFO
PROGRAM OFFICES
TOPIC AREAS
ABOUT HUD
RESOURCES
CONTACT US

[CPD Home](#) | [Acquisition Relocation](#) | [Affordable Housing](#) | [Budget/Allocations](#) | [Community Development](#) | [Consolidated Planning](#) | [Economic Development](#)
[Energy](#) | [Environment](#) | [Homeless Assistance](#) | [HIV/AIDS Housing](#) | [HUDVet](#) | [Systems](#) | [Technical Assistance](#)

HUD > Program Offices > Community Planning and Development > About > CPD Appropriations Budget > Community Planning and Development Program Formula Allocations for FY 2017

Community Planning and Development Program Formula Allocations for FY 2017

Print Friendly Version
 SHARE

The Fiscal Year (FY) 2017 budget for the Department of Housing and Urban Development has been enacted. These spreadsheets provide full-year allocations for the Office of Community Planning and Development's (CPD) formula programs: Community Development Block Grants (CDBG); HOME Investment Partnerships (HOME), Housing Opportunities for Persons with AIDS (HOPWA); Emergency Solutions Grants (ESG); and Housing Trust Fund (HTF).

The allocations reflect the level of funding approved for these programs in your community. The amounts also reflect approved grant reductions and include any reallocated funds for the CDBG and HOME programs. Under the CDBG program, some metropolitan cities have a **joint grant agreement** with an urban county to administer their CDBG grant. The urban county amounts shown in this table do not include the funds allocated to any metropolitan city. The metropolitan city and urban county amounts are shown separately.

FY17 Allocations - FL				
KEY	NAME	STATE	CDBG	HOME
120234	Boca Raton	FL	\$393,416	\$0
120264	Boynton Beach	FL	\$514,937	\$0
120270	Bradenton	FL	\$396,059	\$0
120402	Cape Coral	FL	\$924,203	\$0
120492	Clearwater	FL	\$656,940	\$278,435
120516	Cocoa	FL	\$165,277	\$0
120534	Coconut Creek	FL	\$270,429	\$0
120588	Coral Springs	FL	\$676,049	\$0
120684	Davie	FL	\$588,865	\$0
120690	Daytona Beach	FL	\$590,600	\$253,868
120708	Deerfield Beach	FL	\$637,867	\$0
120732	Delray Beach	FL	\$461,097	\$0
120738	Deltona	FL	\$507,294	\$0
120954	Ft Lauderdale	FL	\$1,459,510	\$495,689
120966	Ft Myers	FL	\$606,129	\$0
120996	Fort Pierce	FL	\$477,456	\$0
121008	Fort Walton Beach	FL	\$119,807	\$0
121038	Gainesville	FL	\$1,244,102	\$439,775
121236	Hialeah	FL	\$2,300,287	\$1,018,456
121320	Hollywood	FL	\$1,092,581	\$375,514
121344	Homestead City	FL	\$778,090	\$0
121512	Jupiter	FL	\$256,076	\$0
121572	Kissimmee	FL	\$576,285	\$0
121662	Lakeland	FL	\$932,054	\$311,545
121710	Largo	FL	\$478,990	\$0
121728	Lauderhill	FL	\$681,534	\$0
121874	Marco Island	FL	\$64,328	\$0
121878	Margate	FL	\$326,970	\$0
121926	Melbourne	FL	\$461,297	\$0
121968	Miami	FL	\$4,751,867	\$2,554,653
121974	Miami Beach	FL	\$828,433	\$459,308
121976	Miami Gardens City	FL	\$993,095	\$0
122022	Miramar	FL	\$724,900	\$0
122064	Naples	FL	\$85,740	\$0
122142	North Miami	FL	\$698,978	\$208,444
122214	Ocala	FL	\$412,718	\$0
122292	Orlando	FL	\$1,866,085	\$877,339
122358	Palm Bay	FL	\$517,582	\$0
122370	Palm Beach Gardens	FL	\$187,726	\$0
122374	Palm Coast	FL	\$485,286	\$0
122406	Panama City	FL	\$299,555	\$0
122448	Pembroke Pines	FL	\$761,981	\$0
122466	Pensacola	FL	\$667,881	\$0
122514	Plantation	FL	\$478,382	\$0