



**City of Gainesville
Department of Doing
Planning Division**

PO Box 490, Station 11
Gainesville, FL 32627-0490
306 NE 6th Avenue
P: (352) 334-5022
F: (352) 334-2648

HISTORIC PRESERVATION BOARD STAFF REPORT

PUBLIC HEARING DATE:	February 2, 2021
ITEM NO:	#9 under New Business
PROJECT NAME AND NUMBER:	HP-21-00004, 300 NE 13 th Avenue
APPLICATION TYPE:	Quasi-Judicial: Reroof from shingle to metal
RECOMMENDATION:	Staff recommends approval of the application with the condition that the finish be Galvalume or a light to medium gray paint finish.
CITY PROJECT CONTACT:	Jason Simmons

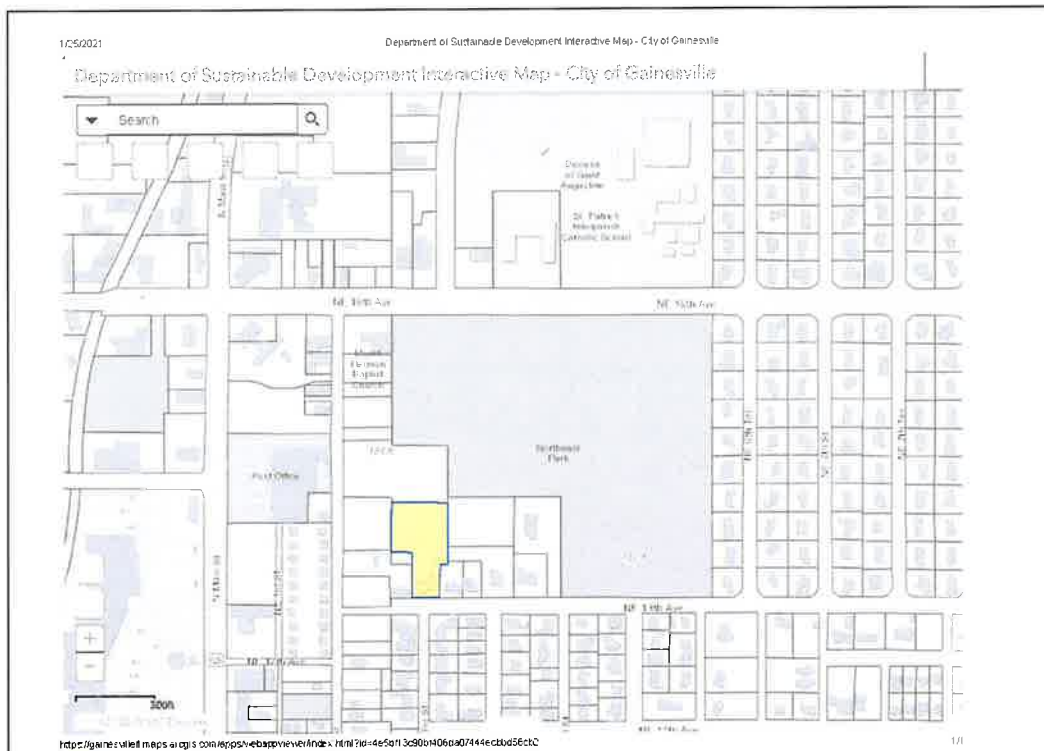


Figure 1: Location Map

APPLICATION INFORMATION:

Agent/Applicant: Kim Popejoy
Property Owner(s): Kim Popejoy

SITE INFORMATION:

Address: 300 NE 13th Avenue
Parcel Number(s): 10070-001-000
Existing Use(s): Single-Family Residential
Zoning Designation(s): RSF-2
Historic District Northeast Residential Historic District
Historic District Status: Non-contributing
Date of construction: 1935 per ACPA for original structure; 1996-1998
for current structure

PURPOSE AND DESCRIPTION:

Petition HP-21-4. Kim Popejoy, owner. Certificate of Appropriateness to reroof an existing single-family dwelling with a metal roof. Located at 300 NE 13th Avenue. This building is a non-contributing structure to the Northeast Residential Historic District.

STAFF REVIEW AND RECOMMENDATION:

EXISTING

The existing single-family dwelling is a two-story, non-contributing structure, that was built in 1996-1998 in its current state. The original structure which was a one-story brick house was built in 1935. It has a gable/hip roof and wood shingle and brick exterior walls. The building is approximately 2,328 square feet of heated space and 2,798 square feet of total area. The existing roof has architectural asphalt shingles that are at the end of their useful life.

PROPOSED

The proposal under consideration would overlay the current shingles with metal roofing. The project involves the installation of purlins over the top of the existing roof material. The purlins will be installed and nailed to the decking as well as the rafters. A 29 gauge galvalume, ultra-rib metal roofing panel system will be placed over the top of the purlins. Panels will be fastened to the purlins with metal roofing screws and all flashings will be installed over the eave, gable, ridge,

valley, chimney, stack, vent and pipe boots. The proposed roofing is Galvalume in color and is manufactured by Tri-County Metals. (See Exhibit 3).

REVIEW

Roofs are a highly visible component of historic buildings and are an integral part of a building's overall design and architectural style. The Historic Preservation Board discussed and adopted a policy on April 2, 2013 concerning styles of metal roofing which would be allowed within the historic districts. The Historic Preservation Board approves metal roofing on a case-by-case basis depending on the style and use of the building. Recommended metal roofing for most buildings in the historic district is a 5-V crimp or standing seam metal, as spacing of these roofs is more sympathetic with historic metal roofs, and exposed fasteners are not as numerous or visible. The existing structure is a non-contributing single-family building. The structure has a high slope roof but it is not highly visible from the street since the slope faces away from the street. In addition, there is currently extensive tree cover on either side of the house, further limiting the visual impact of a metal roof on the adjacent neighboring properties. The installation of a metal roof on this structure will have very little visual impact on the surrounding neighborhood. The proposed metal roofing is compatible with the surrounding neighborhood.

Basis for Approval – Secretary of the Interior's Standards for Rehabilitation

Consideration of a Certificate of Appropriateness application is pursuant to Section 30-3.5 of the Land Development Code and the Secretary of Interior's Standards for Rehabilitation which serves as the basis for the City of Gainesville's Historic Preservation Rehabilitation and Design Guidelines. The Historic Preservation Board shall adhere to the preservation principles of maintaining historic fabric and compatibility with surrounding properties.

The ***Historic Preservation Rehabilitation and Design Guidelines***, based on the Secretary of Interior Standards for Rehabilitation, which has become the authoritative guidelines for rehabilitation, list the following:

Roof and Roof Structures

Applicable Secretary Standards

2. *The historic character of a property shall be retained and preserved. The removal of historic materials or alteration of features and spaces that characterize a property shall be avoided.*
4. *Most properties change over time; those changes that have acquired historic significance in their own right shall be retained and preserved.*
5. *Distinctive features, finishes and construction techniques or examples of craftsmanship that characterize a historic property shall be preserved.*

6. *Deteriorated historic features shall be repaired rather than replaced. Where the severity of deterioration requires replacement of a distinctive feature, the new feature shall match the old in design, color, texture and other visual qualities and, where possible, materials. Replacement of missing features shall be substantiated by documentary, physical or pictorial evidence.*
9. *New additions, exterior alterations or related new construction shall not destroy historic materials that characterize the property. The new work shall be differentiated from the old and shall be compatible with the massing, size, scale and architectural features to protect the historic integrity of the property and its environment.*

In planning roof repairs, it is important to identify significant features and materials and treat them with sensitivity under Standards 2 and 5. Under Standard 6, significant features and materials should be repaired rather than replaced. If replacement of a deteriorated feature is necessary, the new materials should closely match the original.

Roofs perform an essential function in keeping a building weather tight. As a result, they are particularly subject to change. In the local district the most common original roofing materials were embossed or crimped sheet metal and sawn wood shingles. Virtually all-original wood shingle coverings have been removed and often replaced with ornamental sheet metal. Such historic changes to roofs have gained significance in their own right and should be respected under Standard 4.

Where existing roofing material is non-original and not significant, there is greater flexibility. The existing roof may be retained, or replaced in a manner known to be accurate based on documentation or physical evidence, or treated in a contemporary style in compliance with Standards 6 and 9. In reviewing replacement of non-historic roof surfacing, it is important to keep in mind, Standard 9. Even if the existing surfacing is inappropriate, the replacement material must be compatible with the overall design of the building.

Rooftop additions are another common change to historic buildings. They are generally not suitable for smaller buildings of three stories or less or for buildings with very distinctive rooflines. They can, however, meet Standard 9 if certain conditions are met. The addition should be designed to be distinguished from the historic portion of the building; be set back from the wall plane; and be placed so it is inconspicuous when viewed from the street.

Recommended

1. Alterations to the configuration or shape of a historic roof should be confined to portions of the building not visible from the right-of-way.
2. Repointing of chimney mortar joints shall match the existing composition, joint size, and profile.
3. Retain and preserve the roof's shape, historic roofing materials and features.
4. Preserve the original roof form in the course of rehabilitation.
5. Provide adequate roof drainage and insure that the roofing material provides a weather tight covering for the structure.
6. Replace deteriorated roof surfacing with matching materials or new materials, such as composition shingles or tabbed asphalt shingles, in dark shades that match the original in composition, size, shape, color, and texture.
7. Retain or replace where necessary dormer windows, cupolas, cornices, brackets, chimneys,

cresting, weather vanes, and other distinctive architectural or stylistic features that give a roof its essential character.

8. Design rooftop additions, when required for a new use that are set back from a wall plane and are as inconspicuous as possible when viewed from the street.

Not Recommended

1. Removal of existing chimneys is discouraged. Removal of historic or architectural roofing features should be avoided, if possible. If removal is unavoidable, replacement material should match the existing fabric in composition, design, color, texture and other visual qualities.
2. Mortar with high Portland cement content shall not be used.
3. Masonry surfaces shall not be sandblasted.
4. Avoid applying paint or other coatings to roofing materials, which historically have not been painted.

RECOMMENDATION

Staff recommends approval of the reroof from shingle to metal with the condition that the finish be Galvalume or a light to medium gray paint finish.

LIST OF EXHIBITS:

Exhibit 1 **City Of Gainesville *Historic Preservation Rehabilitation and Design Guidelines: Roof and Roof Structures***

Exhibit 2 **COA Application, Pictures**

Exhibit 3 **Product Information**

Exhibit 1 Historic Preservation Rehabilitation and Design Guidelines

THE ***HISTORIC PRESERVATION REHABILITATION AND DESIGN GUIDELINES***, BASED ON THE SECRETARY OF INTERIOR STANDARDS FOR REHABILITATION, WHICH HAS BECOME THE AUTHORITATIVE GUIDELINES FOR REHABILITATION STATE:

Roof and Roof Structures

Applicable Secretary Standards

2. *The historic character of a property shall be retained and preserved. The removal of historic materials or alteration of features and spaces that characterize a property shall be avoided.*
4. *Most properties change over time; those changes that have acquired historic significance in their own right shall be retained and preserved.*
5. *Distinctive features, finishes and construction techniques or examples of craftsmanship that characterize a historic property shall be preserved.*
6. *Deteriorated historic features shall be repaired rather than replaced. Where the severity of deterioration requires replacement of a distinctive feature, the new feature shall match the old in design, color, texture and other visual qualities and, where possible, materials. Replacement of missing features shall be substantiated by documentary, physical or pictorial evidence.*
9. *New additions, exterior alterations or related new construction shall not destroy historic materials that characterize the property. The new work shall be differentiated from the old and shall be compatible with the massing, size, scale and architectural features to protect the historic integrity of the property and its environment.*

The roof shape of the building, structure or object shall be visually compatible with the buildings to which it is visually related. It is important to identify, retain and preserve roofs and their functional and decorative features that are important in defining the overall historic character of the building. This includes the roof's shape as hipped, gambrel or mansard; decorative features such as cupolas, cresting and chimneys; and roofing materials such as slate, clay and tile.

Roofs are highly visibly components of historic buildings in Gainesville's Historic Districts. They are an integral part of a building's overall design and often help define its architectural style. Examples include mansard and belvederes which are primary features of the Second Empire and the Airplane Bungalow styles, respectively. Materials such as clay tile and ornamental metals which cover roofs in Gainesville are also significant and should be preserved in the course of rehabilitating a building.

Roof forms comprise an important part of streetscapes in the historic district and create a unified rhythm with neighboring buildings. The most numerous residential roof types are gable, hip, or a combination. Other common examples are pyramidal, gambrel, and clipped

gable (jerkinhead). Flat roofs with parapets predominate in commercial buildings in the Pleasant Street District.

In planning roof repairs, it is important to identify significant features and materials and treat them with sensitivity under Standards 2 and 5. Under Standard 6, significant features and materials should be repaired rather than replaced. If replacement of a deteriorated feature is necessary, the new materials should closely match the original.

Roofs perform an essential function in keeping a building weathertight. As a result, they are particularly subject to change. In the local district the most common original roofing materials were embossed or crimped sheet metal and sawn wood shingles. Virtually all original wood shingle coverings have been removed and often replaced with ornamental sheet metal. Such historic changes to roofs have gained significance in their own right and should be respected under Standard 4.

Where existing roofing material is non-original and non-significant, there is greater flexibility. The existing roof may be retained, or replaced in a manner known to be accurate based on documentation or physical evidence, or treated in a contemporary style in compliance with Standards 6 and 9. In reviewing replacement of non-historic roof surfacing, it is important to keep in mind, Standard 9. Even if the existing surfacing is inappropriate, the replacement material must be compatible with the overall design of the building.

Recommended

1. Alterations to the configuration or shape of a historic roof should be confined to portions of the building not visible from the right-of-way.
2. Repointing of chimney mortar joints shall match the existing composition, joint size, and profile.
3. Retain and preserve the roof's shape, historic roofing materials and features.
4. Preserve the original roof form in the course of rehabilitation.
5. Provide adequate roof drainage and insure that the roofing material provides a weathertight covering for the structure.
6. Replace deteriorated roof surfacing with matching materials or new materials, such as composition shingles or tabbed asphalt shingles, in dark shades that match the original in composition, size, shape, color, and texture.
7. Retain or replace where necessary dormer windows, cupolas, cornices, brackets, chimneys, cresting, weather vanes, and other distinctive architectural or stylistic features that give a roof its essential character.
8. Design rooftop additions, when required for a new use that are set back from a wall plane and are as inconspicuous as possible when viewed from the street.

Not Recommended

1. Removal of existing chimneys is discouraged. Removal of historic or architectural roofing features should be avoided, if possible. If removal is unavoidable, replacement material should match the existing fabric in composition, design, color, texture and other visual qualities.
2. Mortar with high portland cement content shall not be used.
3. Masonry surfaces shall not be sand-blasted.
4. Avoid applying paint or other coatings to roofing materials which historically have not been painted.

Staff Approval Guidelines

Additions and alterations to the roof that meet all of the following conditions can be approved by staff:

Vents and pipes for water heaters, dryers, stoves, etc., are appropriate;

Skylights which are located on portions of the roof not visible from the right-of-way and have flat surfaces and do not destroy or damage historic roofing features, shapes or materials;

Solar collectors, antennae and satellite dishes which are placed on portions of the roof not visible from the right-of way and do not destroy or damage historic roofing features, shapes or materials;

Replacing non-historic roofing material with a material of similar composition and design provided that the entire structure will be covered;

Replacing historic roofing material with a material of similar composition and design provided that the entire structure will be covered;

Chimneys that are designed in a manner appropriate to the period of the house, placed on the side elevation, located on the exterior of the building and do not destroy or damage historic roofing features, shapes or materials; and

Alterations to non-historic portions of contributing buildings provided they are compatible in scale, design and materials but distinguishable from the historic portions.

Board Approval Guidelines

Rooftop additions are not discouraged if they do not destroy significant historic or architectural fabric and if their design is compatible in size, scale, color, materials and character of the property and the neighborhood.

Rooftop additions should be inconspicuous when viewed from the street and be clearly distinguished from what is historic.

Dormers should be added to portions of the building not visible from the right-of-way. When a dormer must be constructed, the new dormer should generally match the appearance of existing dormers or, if none are present, draw inspiration from the architectural details on the building such as roof pitch, molding or window style. Contemporary dormers would generally detract from the overall historic character of the building.

Roof decks and balconies should only be added to portions of the building not visible from the right-of-way and constructed in a subordinate manner to the historic building.

Roof decks and balconies should be composed of materials that are sympathetic with the historic building.

Roof windows and skylights should be placed on portions of the building not visible from the right-of-way. Flat skylights which project minimally from the roof, are the recommended treatment.

The design of roofing features, shapes or materials which seek to replicate or duplicate a missing historic feature must be documented through historical, physical or photographic sources.

HISTORIC PRESERVATION BOARD (HPB)
Certificate of Appropriateness (COA) Application

Thomas Center - Building B
306 NE 6th Ave Gainesville, FL 32601
352.393.5022
www.cityofgainesville.org

USE THIS FORM TO
Apply for approval for projects located within historic districts. Projects may require either a Board-level review or a Staff-level review.

FEES
Once application is submitted it will be reviewed for completeness. Once verified complete, an invoice will be emailed to the applicant.

Type of Review	Fee	EZ Fee
Certificate of Appropriateness (COA): Staff Review	FREE	FREE
Certificate of Appropriateness (COA): Board Review - Single Family Structure or its Accessory Structure	\$127.50	\$63.75
Certificate of Appropriateness (COA): Board Review - All Other Structures	\$638.25	\$319.13
After-the-Fact Certificate of Appropriateness (COA): if work begun prior to issuance of a COA	\$473.25 + above applicable fee	\$473.25 + above applicable fee

BASIS FOR REVIEW
All applications, whether Staff or Board review, are reviewed for consistency with the City of Gainesville Comprehensive Plan, Land Development Code, and applicable guidelines such as the Guidelines for the Historic Districts are based on the U.S. Secretary of the Interior's Standards for Rehabilitation.

PROJECT TYPE:

New Construction Addition Alteration Demolition Fence

Relocation Repair Re-roof Sign Request to lift demolition delay

Other: _____ Amendment to COA (HP ___ - ___)

APPROVAL TYPE:

See [Certificate of Appropriateness Matrix](#)

Staff Approval

Board Approval: Conceptual or Final

PROPERTY INFORMATION: *Property information can be found at the [Alachua County Property Appraiser's Website](#)*

Historic District: Northeast (Duckpond) Southeast Pleasant Street
 University Heights (North) University Heights (South) Not in an HD

Site Address 300 ne 13th av

Parcel ID #(s) 10070-001

OWNER OF RECORD	As recorded with the Alachua County Property Appraiser	APPLICANT OR AGENT	<i>If other than owner. If an agent will be representing the owner, an Owner's Authorization For Agent Representation form must be included</i>
Owner(s) Name Kim Popejoy		Applicant Name Kim Popejoy	
Company (if applicable)		Company (if applicable)	
Street Address 300 NE 13th AV		Street Address 300 ne 13th AV	
City State Zip Gainesville, FL 32601		City State Zip Gainesville, FL 32601	
Telephone Number 352-665-2151		Telephone Number 352-665-2151	
E-Mail Address peacekp@outlook.com		E-Mail Address peacekp@outlook.com	

Historic Preservation Board Meetings are held the 1st Tuesday of the month at 5:30PM in the City Commission Chambers (200 E. University Ave.)

Application Deadline (12:30PM)	Dec 07 2020	Jan 04 2021	Feb 01 2021	Mar 01 2021	Apr 05 2021	May 03 2021	Jun 07 2021	Jul 02 2021	Aug 02 2021	Sep 03 2021	Oct 04 2021	Nov 01 2021
Meeting Date	Jan 05 2021	Feb 02 2021	Mar 02 2021	Apr 06 2021	May 04 2021	Jun 01 2021	Jul 06 2021	Aug 03 2021	Sep 07 2021	Oct 05 2021	Nov 02 2021	Dec 07 2021

IMPORTANT NOTES



PRE-APPLICATION MEETING

To guide you through the process and to ensure that your application is properly processed, you'll need to meet with the Preservation Planner prior to submitting your application. This should be done prior to your anticipated submittal date to allow time for review.

Staff approval applications are accepted on a rolling basis and are generally completed within 5 business days. Please note that projects can only begin after receiving a Certificate of Appropriateness (COA) and a building permit (if required).



CONCEPTUAL APPROVALS

Conceptual approvals are provided by the HPB as a courtesy to the applicant in an effort to allow comment from the Historic Preservation Board during the conceptual design process. The HPB will provide the applicant with feedback and guidance relating to the proposal. In all cases, the applicant must return to the HPB to seek final approval of their projects. There is no additional fee for this review above the Certificate of Appropriateness fee.



APPLICATION REQUIREMENTS

- A complete/ signed application. (If all requirements are not submitted it could delay your approval);
- Proof of Ownership (copy of deed or tax statement);
- A current survey of the property, for new construction and any change to existing footprint. (no older than two years);
- 1 digital set of elevations & plans (to scale);
- Photographs;
- Any additional backup materials, as necessary;
- If applying as an agent, [Owner's Authorization for Agent Representation](#) form must be signed/ notarized and submitted as part of the application;
- For window replacement, a [Window Survey](#) must be completed.

PROJECT DESCRIPTION

DESCRIBE THE PROPOSED PROJECT AND MATERIALS.

Describe the proposed project in terms of size, affected architectural elements, materials, and relationship to the existing structure(s).

Non-contributing structure built in 1996-8. Absorbed into NE Historic District during last expansion of the district.

Original architectural shingles are at the end of useful life.

Overlay current shingles with metal roofing:

Install 1x4 SYP purlins over top of the existing roof material. Purlins will be installed 24" OC and nailed to the decking as well as the rafters 4" OC with #8 ringshank nails.

Install 29 gauge galvalume, ultra-rib metal roofing panels over top of the 1x4 purlins. Panels will be fastened to the purlins using Woodzacs metal roofing screws 9" and 24" OC.

Install all flashings (Eave, Gable, Ridge, Valley, chimney, stack, vent, and pipe boots)

List proposed materials:

Project Scope	Manufacturer	Product Description	Color (Name/Number)
Exterior Fabric			
Doors			
Windows			
Roofing	Tricounty Meta	#4595.19 RA	Galvalume
Fascia/Trim			
Foundation			
Shutters			
Porch/Deck			
Fencing			
Driveways/Sidewalks			
Signage			
Other			

PLEASE SUBMIT ALL PRODUCT BROCHURES, PAINT COLOR SAMPLES, AND MATERIAL SAMPLES WITH YOUR APPLICATION.



DID YOU REMEMBER...

- Review the Historic District Application Checklist to ensure you are including all required materials. If all requirements are not submitted, it may delay your approval;
- Review the applicable [Guidelines](#);
- Review the [Secretary of the Interior's Standards](#);
- A pre-application meeting is required before a final application for Board Review can be processed. Please call 352 393-8686 to schedule an appointment.



Please see the City of Gainesville Code of Ordinances for detailed information:

- Historic preservation/conservation overlay* – see Sec. 30-4.28.
- Historic Preservation Board* – see Sec. 30-3.5.
- Variances* – see Sec. 30-3.55.

The Code of Ordinances is available for review at

www.municode.com



APPEALS

Board Decisions - Persons with standing, as defined in Section 30-3.58(B) of the Land Development Code, may appeal a decision of the HPB, as outlined in Article III, Division 12 – *Appeals* of the land Development Code.

Administrative Decisions - Persons with standing, as defined in Section 30-3.57(B) of the Land Development Code, may appeal a decision of the HPB, as outlined in Article III, Division 12 – *Appeals* of the land Development Code.

DEMOLITIONS (If Applicable)

Please identify any unique qualities of historic and/or architectural significance, the prevalence of these features within the region, county, or neighborhood, and feasibility of reproducing such a building, structure, or object.

NA

Discuss measures taken to save the building/structure/object from collapse. Also, address whether it is capable of earning a reasonable economic return on its value.

NA

RELOCATIONS (If Applicable)

For relocations, address the context of the proposed future site and proposed measures to protect the physical integrity of the building.)

NA

Additional criteria for relocations and demolitions: Please describe the future planned use of the subject property once vacated and its effect on the historic context.

NA

MODIFICATION OF EXISTING ZONING REQUIREMENTS (If Applicable)

Any change shall be based on competent demonstration by the petitioner of Section 30-4.28(D) of the Land Development Code.

Modification of dimensional requirements. To facilitate new construction, redevelopment, rehabilitation, or relocation of buildings or structures in historic districts or individually listed on the local register, the city manager or designee or the appropriate board within the development review process may determine dimensional requirements such as front, side, and rear setbacks, building height, separation between buildings, floor area ratios, and maximum lot coverage for buildings and structures based on historic development patterns. Any change shall be based on competent demonstration by the petitioner of the following:

- a. *The proposed development will not affect the public safety, health, or welfare of abutting property owners or the district;*
- b. *The proposed change is consistent with historic development, design patterns or themes in the historic district. Such patterns may include reduced front, rear, and side yard setbacks, maximum lot coverage and large floor area ratios;*
- c. *The proposal reflects a particular theme or design pattern that will advance the development pattern of the historic district; and*
- d. *The proposed complies with utility, stormwater, access requirements, and other requirements related to site design in the Land Development Code.*

Where the proposed modification would encroach into a side or rear yard setback that adjoins an existing lot, notice shall be provided to the adjacent property owner. Staff or the appropriate reviewing board will document the basis for its decision. If staff makes the decision, it will provide a written determination on the complete modification request within 21 calendar days of receiving the request. If the adjacent property owner objects to the encroachment in writing within 16 calendar days of the date from which the notice was mailed, the request shall be referred to the development review board, which shall review the request using the same standards in this section used by staff. If the decision is to be made by a board, the board shall hear the objection of the adjacent property owner as part of its public hearing. The remainder of the requirements, regulations and procedures set forth in this chapter shall remain applicable.

Modification of building code requirements. Structures and buildings listed individually on the local register or deemed contributing to the character of a district listed on the local register shall be deemed historic and entitled to modified enforcement of the standard codes where appropriate.

Please describe the requested zoning modification, addressing a through d above:

NA

The requested modification will change the following zoning or building requirement in this manner:

<i>(select only those that apply)</i>	<i>Required</i>	<i>Existing</i>	<i>Proposed</i>
<input type="checkbox"/> <u>Front, Side, Or Rear Building Setback Line</u>			
<input type="checkbox"/> <u>Building Height</u>			
<input type="checkbox"/> <u>Building Separation</u>			
<input type="checkbox"/> <u>Floor Area Ration</u>			
<input type="checkbox"/> <u>Maximum Lot Coverage</u>			

CERTIFICATION

By signing below, I certify that the information contained in this application is true and correct to the best of my knowledge at the time of the application. I acknowledge that I understand and have complied with all of the submittal requirements and procedures and have read and understand the following:

1. I/We hereby attest to the fact that the above supplied property address(es), parcel number(s) and legal description(s) is (are) the true and proper identification of the area of this petition.
2. I/We authorize staff from the Department of Sustainable Development to enter onto the property in question during regular city business hours in order to take photos which will be placed in the permanent file.
3. I/We understand that the COA review time period will not commence until the application is deemed complete by staff and may take up to 10 days to process. I further understand that an incomplete application submittal may cause my application to be deferred to the next posted deadline date.
4. I/We understand that, for Board review cases, an agenda and staff report will be available on the City's website approximately one week before the Historic Preservation Board meeting.
5. I/We understand that the Historic Preservation Board meetings are conducted in a quasi-judicial hearing and as such, ex-parte communications are prohibited (Communication about your project with a Historic Preservation Board member).
6. I/We understand that the approval of this application by the Historic Preservation Board or staff in no way constitutes approval of a Building Permit for construction from the City of Gainesville Building Department.
7. I/We understand that all changes to the approved scope of work stated in a COA have to be approved by the HPB before work commences on those changes. There will be no charge for a revision to a COA. Making changes that have not been approved can result in a Stop Work Order being placed on the entire project and/or additional fees/penalties.
8. I/We understand that any decision of the HPB may be appealed to the City Commission. Petitions to appeal shall be presented within thirty (30) days after the decision of the HPB; otherwise the decision of the HPB will be final.
9. I/We understand that Certificates of Appropriateness are only valid for one (1) year from issuance.

Kim A Popejoy

Digitally signed by Kim A Popejoy
Date: 2021.01.05 16:27:07 -05'00'


01/05/2021

Applicant (Signature)

Date

Kim Popejoy

Applicant (Print)



Please submit this application and all required supporting materials via email to cogplanning@cityofgainesville.org

Once the application is received and deemed complete we will contact you regarding payment. For questions regarding application submission, please call 352 393-5022

TO BE COMPLETED BY CITY STAFF		Date Received <u>1/11/21</u>	Received By: <u>Jason Simmons</u>
HP 20 21-00004		<input type="checkbox"/> Staff Approval – No Fee <input checked="" type="checkbox"/> Single Family Structure or its Accessory Structure <input type="checkbox"/> Multi-Family requiring Board approval <input type="checkbox"/> Ad Valorem Tax Exemption <input type="checkbox"/> After-The-Fact Certificate of Appropriateness <input type="checkbox"/> Account No. 001-660-6680-3405 <input type="checkbox"/> Account No. 001-660-6680-1124 (Enterprise Zone) <input type="checkbox"/> Account No. 001-660-6680-1125 (Enterprise–Credit)	
Zoning: <u>RSF-2</u>			
Contributing?	<input type="checkbox"/> Yes <input checked="" type="checkbox"/> No		
Pre-Conference?	<input checked="" type="checkbox"/> Yes <input type="checkbox"/> No		
Application Complete	<input checked="" type="checkbox"/> Yes <input type="checkbox"/> No		
Enterprise Zone?	<input type="checkbox"/> Yes <input checked="" type="checkbox"/> No		
Request for Modification of Setbacks?	<input type="checkbox"/> Yes <input checked="" type="checkbox"/> No		

HISTORIC PRESERVATION BOARD (HPB)

Owner's Authorization for Agent Representation

USE THIS FORM TO: Grant an agent authorization to represent you in applying for applications to the City of Gainesville Department of Sustainable Development.

I /WE NA

(print name of property owner(s))

hereby authorize: _____
(print name of agent)

to represent me/us in processing an application for: _____
(print type of application)

on our behalf. In authorizing the agent to represent me/us, I/we, as owner/owners, attest that the application is made in good faith and that any information contained in the application is accurate and complete.

(Signature of owner)

(Signature of owner)

(Print name of owner)

(Print name of owner)

STATE OF FLORIDA }
 } ss
COUNTY OF ALACHUA }

Sworn to (or affirmed) and subscribed before me by means of physical presence or online notarization,
this _____ day of _____, 20_____,
by _____.

Notary Public

Printed Name

My Commission Expires

Personally Known
OR

Produced Identification ID Produced: _____



HISTORIC
Alteration or Repair Demolition
New Construction











ULTRA RIB
Make Your Next Roof Your Last

www.TriCountyMetals.com



TRI COUNTY METALS

ULTRA RIB

Make Your Next Roof Your Last



Suitable for any roof with a pitch greater than 2/12.

Tri County Metals Ultra Rib Metal Roof Profile is the most popular residential panel profile on the market.

OVERVIEW

This panel is manufactured at TCM plants.

Applications: Residential, Light Commercial, Industrial, Agricultural

Gauge: 26 gauge and 29 gauge - exceeds FL Bldg. Codes specifications

Minimum Slope: 2 / 12

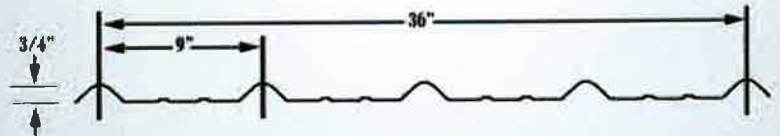
Panel Profile: 36" net coverage, 5 ribs 9" on-center, 3/4" high rib

Substrate: Galvalume® steel sheet, conforming to ASTM A792

Finish: Mill Finish AZ55 Acrylic Coated Galvalume®; 25 year limited warranty

TCM exclusive paint systems:

Core Defender Paint System® 40 / 30 year limited warranty. Inquire about our TCM Extended Warranty System "45".



BENEFITS

- ✓ Superior Energy Star service colors with stability proven through extensive Valspar® testing.
- ✓ Tight overlapping ribs locking anti-siphon channel provides extra leak protection.
- ✓ FL building code approval tested to withstand winds up to 150 mph.
- ✓ Recommend Lifetime Screws for weather tight seals and a durable screw head.

COLORS

Contact your salesperson for availability information.



Florida Product Approvals #4595.16, #4595.17, #4595.18, #4595.19, #4595.20, #4595.21, #4595.22, #9901.2, #9903.3

For other installation configurations, please inquire with your salesperson for site-specific accommodations.

Trenton 352-463-8400
Ocala 352-622-5500
Brooksville 352-587-8120
Jacksonville 904-490-6004

Live Oak 386-330-0101
Tallahassee 850-574-4001
DeLand 386-738-2579





ULTRA RIB

Available in either 29 Gauge or 26 Gauge.



Minimum 26 Ga. Roof Panel over 15/32 Plywood
Florida Product Approval #4595.16

Minimum 29 Ga. Roof Panel over 7/16 OSB
Florida Product Approval #4595.20

Minimum 29 Ga. Roof Panel over 15/32 Plywood
Florida Product Approval #4595.17

Minimum 29 Ga. Roof Panel over 15/32 Plywood/Shingles
Florida Product Approval #4595.21

Minimum 29 Ga. Roof Panel over 1x4 Wood Purlins over 15/32 Plywood
Florida Product Approval #4595.18

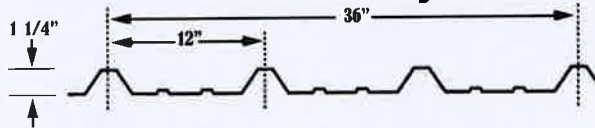
THROUGH RIB screw pattern
Minimum 29 Ga. Roof Panel over 1x4 Wood Purlins over 15/32 Plywood / Shingles
Florida Product Approval #4595.22

Minimum 29 Ga. Roof Panel over 1x4 Wood Purlins over 15/32 Plywood/Shingles
Florida Product Approval #4595.19

Minimum 29 Ga. Roof Panel over 5' OC Open Framing Steel Purlin
Florida Product Approval #9903.3

PBR

Available in 26 Gauge.

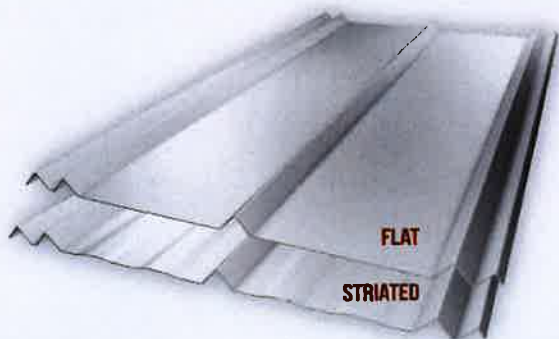


Minimum 26 Ga. Roof Panel over 15/32 Plywood
Florida Product Approval #4595.10

Minimum 26 Ga. Wall Panel over 5' OC Steel Purlin
Florida Product Approval #9901.1

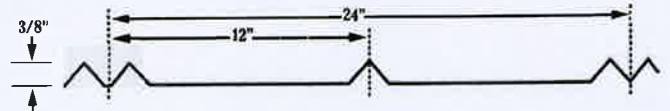
Minimum 26 Ga. Roof Panel over 1x4 Wood Purlins over 15/32" Plywood
Florida Product Approval #4595.11

Minimum 26 Ga. Roof Panel over 5' OC Open Framing Steel Purlin
Florida Product Approval #9903.2



5V

Available in 26 Gauge



Min. 26Ga. 5V Roof Panel, through fastened, over 15/32" thick Plywood
Florida Product Approval #26000.1

Min. 26Ga. 5V Roof Panel over 15/32" Plywood
Florida Product Approval # 4595.1

Min. 26Ga. 5V-Lok Roof Panel over 1x4 Wood Purlins Screwed or Nailed over 15/32" Plywood
Florida Product Approval # 4595.2

Site-specific approvals possible. Contact your salesperson for details.