

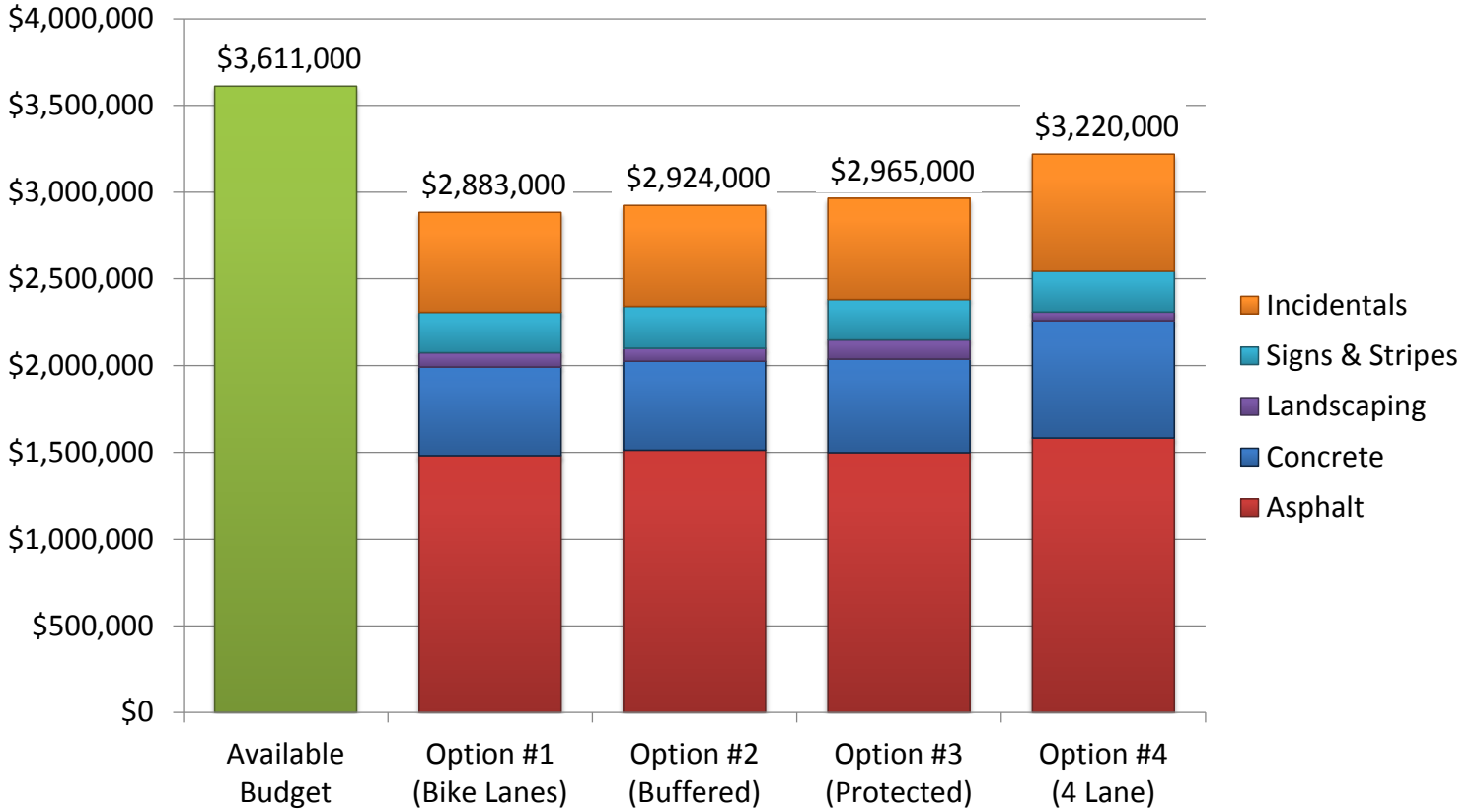
# NW 8th Avenue

Cost Estimates for 12/4/14 City Commission Presentation

Legislative ID #120521C

Work Trade	Available Budget	Option #1 (Bike Lanes)	Option #2 (Buffered)	Option #3 (Protected)	Option #4 (4 Lane)
Asphalt		\$ 1,479,917.25	\$ 1,511,136.35	\$ 1,496,917.32	\$ 1,581,444.87
Concrete		\$ 511,246.19	\$ 513,118.99	\$ 539,892.19	\$ 677,014.71
Landscaping		\$ 82,690.83	\$ 75,150.52	\$ 110,780.83	\$ 49,840.83
Signs & Stripes		\$ 232,910.71	\$ 241,498.51	\$ 232,910.71	\$ 235,656.75
Incidentals		\$ 576,230.70	\$ 582,205.09	\$ 583,982.51	\$ 675,097.61
<b>Total</b>	<b>\$ 3,611,000.00</b>	<b>\$ 2,883,000.00</b>	<b>\$ 2,924,000.00</b>	<b>\$ 2,965,000.00</b>	<b>\$ 3,220,000.00</b>
<b>Budget</b>	<b>\$ 3,611,000.00</b>				

Include conduits in Option #1 and #2? Yes  
 Include wider sidewalks in Option #4? Yes  
 Include wider sidewalks in All Options? No



**PRELIMINARY ENGINEERS COST ESTIMATE  
CITY PROJECT NO. TBD  
NW 8TH AVENUE MILLING AND RESURFACING**

PAY ITEM	DESCRIPTION	UNIT	NW 40TH DR. TO NW 34TH ST. (A1)	NW 34TH ST. TO NW 23RD ST. (B5)	NW 23RD ST. TO NW 6TH ST. (C3)	Total Quantity	Unit Price	Total Price	Source
<b>ROADWAY</b>									
101-1	MOBILIZATION	LS	1.00				7.5%	\$ 2,453,613.35	\$ 184,021.00
102-1	MAINTENANCE OF TRAFFIC	LS	1.00				7.5%	\$ 2,453,613.35	\$ 184,021.00
110-1-1	CLEARING AND GRUBBING	LS	1.00				2.5%	\$ 2,453,613.35	\$ 61,340.33
104-10-3	SEDIMENT BARRIER	LF	8,880.00	9,252.00	16,868.00	35,000.00	\$ 2.50	\$ 87,500.00	Depot 2 Bid Analysis
104-18	INLET PROTECTION SYSTEM	EA	30.00	33.00	39.00	102.00	\$ 141.50	\$ 14,433.00	Depot 2 Bid Analysis
107-1	LITTER REMOVAL	AC	12.20	7.10	8.50	27.80	\$ 19.39	\$ 539.04	FDOT Statewide Average
107-2	MOWING	AC	9.40	5.60	4.10	19.10	\$ 35.31	\$ 674.42	FDOT Statewide Average
110-4	REMOVAL OF EXISTING CONCRETE PAVEMENT	SY	807.00	116.00	1,505.00	2,428.00	\$ 11.00	\$ 26,708.00	SW 16th Ave Bid Analysis
120-1	REGULAR EXCAVATION	CY		153.00		153.00	\$ 10.99	\$ 1,681.16	Depot 2 Bid Analysis
120-6	EMBANKMENT	CY		1,249.00		1,249.00	\$ 12.26	\$ 15,312.74	Depot 2 Bid Analysis
327-70-5	MILLING EXISTING ASPHALT PAVEMENT (2" AVG. DEPTH)	SY	22,237.00	18,973.00		41,210.00	\$ 1.56	\$ 64,287.60	SW 16th Ave Bid Analysis
327-70-15	MILLING EXISTING ASPHALT PAVEMENT (2.75" AVG. DEPTH)	SY			35,927.00	35,927.00	\$ 1.95	\$ 70,057.65	SW 16th Ave Bid Analysis
334-1-13	SUPERPAVE ASPHALTIC CONC., TRAFFIC C	TN			2,470.00	2,470.00	\$ 135.00	\$ 333,450.00	Depot 2 Bid Analysis
337-7-43	ASPHALT CONCRETE FRICTION COURSE (TRAFFIC C) (FC-12.5) (PG 76-22)	TN	2,446.10	2,087.10	2,964.00	7,497.20	\$ 135.00	\$ 1,012,122.00	Depot 2 Bid Analysis
400-2-11	CLASS II CONCRETE, RETAINING WALLS	CY			98.00	98.00	\$ 640.00	\$ 62,720.00	SW 16th Ave Bid Analysis
415-1-3	REINFORCING STEEL, RETAINING WALL	LB			9,610.00	9,610.00	\$ 0.94	\$ 9,033.40	FDOT Statewide Average
515-1-2	PIPE HANDRAIL-GUIDERAIL, ALUMINUM	LF			334.00	334.00	\$ 118.20	\$ 39,478.80	Depot 2 Bid Analysis
520-1-7	CONCRETE CURB (TYPE B)	LF		7,988.00		7,988.00	\$ 17.00	\$ 135,796.00	FDOT Statewide Average
520-1-10	CONCRETE CURB & GUTTER (TYPE F)	LF	415.00	23.00	1,784.00	2,222.00	\$ 17.37	\$ 38,596.14	Depot 2 Bid Analysis
522-1	CONCRETE SIDEWALK (4" THICK)	SY	625.00	1,488.00	3,334.00	5,447.00	\$ 34.69	\$ 188,978.22	Depot 2 Bid Analysis
522-2	CONCRETE SIDEWALK (6" THICK)	SY	90.00	8.00	125.00	223.00	\$ 48.38	\$ 10,789.63	Depot 2 Bid Analysis
526-1-2	ARCHITECTUAL PAVERS (TRUCK APRON / CROSSWALKS)	SY		100.00		100.00	\$ 140.46	\$ 14,046.00	Depot 2 Bid Analysis
527-2	DETECTABLE WARNING SURFACE	SF	384.00	40.00	560.00	984.00	\$ 12.00	\$ 11,808.00	
570-1-2	PERFORMANCE TURF, SOD	SY	36.00	982.00	850.00	1,868.00	\$ 4.02	\$ 7,516.83	Depot 2 Bid Analysis
<b>SIGNING AND PAVEMENT MARKING</b>									
700-1-11	SINGLE POST SIGN (LESS THAN 12 SF)	AS		18.00	18.00	36.00	\$ 349.55	\$ 12,583.80	Depot 2 Bid Analysis
706-3	RETRO-REFLECTIVE PAVEMENT MARKERS	EA	434.00	226.00	915.00	1,575.00	\$ 4.60	\$ 7,245.00	SW 16th Ave Bid Analysis
710-11-111	PAINTED PAVT MARKINGS (WHITE SOLID 6")	NM	1.68	2.07	5.61	9.36	\$ 704.49	\$ 6,594.03	FDOT Statewide Average
710-11-122	PAINTED PAVT MARKINGS (WHITE SOLID 8")	LF			498.00	498.00	\$ 0.28	\$ 139.44	FDOT Statewide Average
710-11-123	PAINTED PAVT MARKINGS (WHITE SOLID 12")	LF	1,084.00	230.00	2,259.00	3,573.00	\$ 0.61	\$ 2,179.53	FDOT Statewide Average
710-11-124	PAINTED PAVT MARKINGS (WHITE SOLID 18")	LF			1,151.00	1,151.00	\$ 0.85	\$ 978.35	FDOT Statewide Average
710-11-125	PAINTED PAVT MARKINGS (WHITE SOLID 24")	LF	205.00	47.00	547.00	799.00	\$ 1.22	\$ 974.78	FDOT Statewide Average
710-11-131	PAINTED PAVT MARKINGS ( WHITE SKIP 6")	GM	1.65	1.56	0.17	3.37	\$ 271.30	\$ 915.37	FDOT Statewide Average
710-11-160	PAINTED PAVT MARKINGS (WHITE MESSAGE)	EA	3.00	22.00	50.00	75.00	\$ 37.50	\$ 2,812.50	FDOT Statewide Average
710-11-170	PAINTED PAVT MARKINGS (WHITE ARROW)	EA	1.00	23.00	103.00	127.00	\$ 83.97	\$ 10,664.19	Depot 2 Bid Analysis
710-11-211	PAINTED PAVT MARKINGS (YELLOW SOLID 6")	NM	1.68	2.06	3.12	6.87	\$ 5,580.10	\$ 38,329.71	Depot 2 Bid Analysis
710-11-224	PAINTED PAVT MARKINGS (YELLOW SOLID 18")	LF			480.00	480.00	\$ 3.13	\$ 1,502.40	Depot 2 Bid Analysis
710-11-231	PAINTED PAVT MARKINGS ( YELLOW SKIP 6")	GM			0.56	0.56	\$ 2,172.60	\$ 1,207.97	Depot 2 Bid Analysis
711-11-111	THERMOPLASTIC (WHITE SOLID 6")	NM	1.68	2.07	5.61	9.36	\$ 5,654.00	\$ 52,921.44	Depot 2 Bid Analysis
711-11-122	THERMOPLASTIC (WHITE SOLID 8")	LF			498.00	498.00	\$ 1.92	\$ 957.16	Depot 2 Bid Analysis
711-11-123	THERMOPLASTIC (WHITE SOLID 12")	LF	1,084.00	230.00	2,259.00	3,573.00	\$ 2.91	\$ 10,411.72	Depot 2 Bid Analysis
711-11-124	THERMOPLASTIC (WHITE SOLID 18")	LF			1,151.00	1,151.00	\$ 4.63	\$ 5,326.83	Depot 2 Bid Analysis
711-11-125	THERMOPLASTIC (WHITE SOLID 24")	LF	205.00	47.00	547.00	799.00	\$ 6.31	\$ 5,040.09	Depot 2 Bid Analysis
711-11-131	THERMOPLASTIC (WHITE SKIP 6")	GM	1.65	1.56	0.17	3.37	\$ 2,177.60	\$ 7,347.22	Depot 2 Bid Analysis
711-11-160	THERMOPLASTIC (WHITE MESSAGE)	EA	3.00	22.00	50.00	75.00	\$ 168.85	\$ 12,663.75	Depot 2 Bid Analysis
711-11-170	THERMOPLASTIC (WHITE ARROW)	EA	1.00	23.00	103.00	127.00	\$ 83.97	\$ 10,664.19	Depot 2 Bid Analysis
711-11-211	THERMOPLASTIC (YELLOW SOLID 6")	NM	1.68	2.06	3.12	6.87	\$ 5,640.10	\$ 38,741.85	Depot 2 Bid Analysis
711-11-224	THERMOPLASTIC (YELLOW SOLID 18")	LF			480.00	480.00	\$ 3.13	\$ 1,501.44	Depot 2 Bid Analysis
711-11-231	THERMOPLASTIC (YELLOW SKIP 6")	GM			0.56	0.56	\$ 2,172.60	\$ 1,207.97	Depot 2 Bid Analysis
<b>LANDSCAPING</b>									
	TREES	EA		72.00	10.00	82.00	\$ 300.00	\$ 24,600.00	
	GROUND COVER	EA		1,800.00	100.00	1,900.00	\$ 7.50	\$ 14,250.00	
	IRRIGATION / LIGHTING CONDUIT FOR FUTURE USE	LF		3,600.00		3,600.00	\$ 10.09	\$ 36,324.00	Depot 2 Bid Analysis
	CONTINGENCY	LS					0%	\$ 2,882,995.68	\$ -
<b>Total</b>								<b>\$ 2,882,995.68</b>	

**PRELIMINARY ENGINEERS COST ESTIMATE  
CITY PROJECT NO. TBD  
NW 8TH AVENUE MILLING AND RESURFACING**

PAY ITEM	DESCRIPTION	UNIT	NW 40TH DR. TO NW 34TH ST. (A1)	NW 34TH ST. TO NW 23RD ST. (B5)	NW 23RD ST. TO NW 6TH ST. (C3)	Total Quantity	Unit Price	Total Price	Source
<b>ROADWAY</b>									
101-1	MOBILIZATION	LS	1.00			7.5%	\$ 2,487,752.73	\$ 186,581.45	
102-1	MAINTENANCE OF TRAFFIC	LS	1.00			7.5%	\$ 2,487,752.73	\$ 186,581.45	
110-1-1	CLEARING AND GRUBBING	LS	1.00			2.5%	\$ 2,487,752.73	\$ 62,193.82	
104-10-3	SEDIMENT BARRIER	LF	8,880.00	9,252.00	16,868.00	35,000.00	\$ 2.50	\$ 87,500.00	Depot 2 Bid Analysis
104-18	INLET PROTECTION SYSTEM	EA	30.00	33.00	39.00	102.00	\$ 141.50	\$ 14,433.00	Depot 2 Bid Analysis
107-1	LITTER REMOVAL	AC	12.20	7.10	8.50	27.80	\$ 19.39	\$ 539.04	FDOT Statewide Average
107-2	MOWING	AC	9.40	5.60	4.10	19.10	\$ 35.31	\$ 674.42	FDOT Statewide Average
110-4	REMOVAL OF EXISTING CONCRETE PAVEMENT	SY	807.00	116.00	1,505.00	2,428.00	\$ 11.00	\$ 26,708.00	SW 16th Ave Bid Analysis
120-1	REGULAR EXCAVATION	CY		153.00		153.00	\$ 10.99	\$ 1,681.16	Depot 2 Bid Analysis
120-6	EMBANKMENT	CY		1,249.00		1,249.00	\$ 12.26	\$ 15,312.74	Depot 2 Bid Analysis
327-70-5	MILLING EXISTING ASPHALT PAVEMENT (2" AVG. DEPTH)	SY	22,237.00	20,923.80		43,160.80	\$ 1.56	\$ 67,330.85	SW 16th Ave Bid Analysis
327-70-15	MILLING EXISTING ASPHALT PAVEMENT (2.75" AVG. DEPTH)	SY			35,927.00	35,927.00	\$ 1.95	\$ 70,057.65	SW 16th Ave Bid Analysis
334-1-13	SUPERPAVE ASPHALTIC CONC., TRAFFIC C	TN			2,470.00	2,470.00	\$ 135.00	\$ 333,450.00	Depot 2 Bid Analysis
337-7-43	ASPHALT CONCRETE FRICTION COURSE (TRAFFIC C) (FC-12.5) (PG 76-22)	TN	2,446.10	2,295.81	2,964.00	7,705.91	\$ 135.00	\$ 1,040,297.85	Depot 2 Bid Analysis
400-2-11	CLASS II CONCRETE, RETAINING WALLS	CY			98.00	98.00	\$ 640.00	\$ 62,720.00	SW 16th Ave Bid Analysis
415-1-3	REINFORCING STEEL, RETAINING WALL	LB			9,610.00	9,610.00	\$ 0.94	\$ 9,033.40	FDOT Statewide Average
515-1-2	PIPE HANDRAIL-GUIDERAIL, ALUMINUM	LF			334.00	334.00	\$ 118.20	\$ 39,478.80	Depot 2 Bid Analysis
520-1-7	CONCRETE CURB (TYPE B)	LF		7,988.00		7,988.00	\$ 17.00	\$ 135,796.00	FDOT Statewide Average
520-1-10	CONCRETE CURB & GUTTER (TYPE F)	LF	415.00	23.00	1,784.00	2,222.00	\$ 17.37	\$ 38,596.14	Depot 2 Bid Analysis
522-1	CONCRETE SIDEWALK (4" THICK)	SY	625.00	1,488.00	3,334.00	5,447.00	\$ 34.69	\$ 188,978.22	Depot 2 Bid Analysis
522-2	CONCRETE SIDEWALK (6" THICK)	SY	90.00	8.00	125.00	223.00	\$ 48.38	\$ 10,789.63	Depot 2 Bid Analysis
526-1-2	ARCHITECTUAL PAVERS (TRUCK APRON / CROSSWALKS)	SY		113.33		113.33	\$ 140.46	\$ 15,918.80	Depot 2 Bid Analysis
527-2	DETECTABLE WARNING SURFACE	SF	384.00	40.00	560.00	984.00	\$ 12.00	\$ 11,808.00	
570-1-2	PERFORMANCE TURF, SOD	SY	36.00	785.60	850.00	1,671.60	\$ 4.02	\$ 6,726.52	Depot 2 Bid Analysis
<b>SIGNING AND PAVEMENT MARKING</b>									
700-1-11	SINGLE POST SIGN (LESS THAN 12 SF)	AS		18.00	18.00	36.00	\$ 349.55	\$ 12,583.80	Depot 2 Bid Analysis
706-3	RETRO-REFLECTIVE PAVEMENT MARKERS	EA	434.00	226.00	915.00	1,575.00	\$ 4.60	\$ 7,245.00	SW 16th Ave Bid Analysis
710-11-111	PAINTED PAVT MARKINGS (WHITE SOLID 6")	NM	1.68	2.07	5.61	9.36	\$ 704.49	\$ 6,594.03	FDOT Statewide Average
710-11-122	PAINTED PAVT MARKINGS (WHITE SOLID 8")	LF		3,900.00	498.00	4,398.00	\$ 0.28	\$ 1,231.44	FDOT Statewide Average
710-11-123	PAINTED PAVT MARKINGS (WHITE SOLID 12")	LF	1,084.00	230.00	2,259.00	3,573.00	\$ 0.61	\$ 2,179.53	FDOT Statewide Average
710-11-124	PAINTED PAVT MARKINGS (WHITE SOLID 18")	LF			1,151.00	1,151.00	\$ 0.85	\$ 978.35	FDOT Statewide Average
710-11-125	PAINTED PAVT MARKINGS (WHITE SOLID 24")	LF	205.00	47.00	547.00	799.00	\$ 1.22	\$ 974.78	FDOT Statewide Average
710-11-131	PAINTED PAVT MARKINGS ( WHITE SKIP 6")	GM	1.65	1.56	0.17	3.37	\$ 271.30	\$ 915.37	FDOT Statewide Average
710-11-160	PAINTED PAVT MARKINGS (WHITE MESSAGE)	EA	3.00	22.00	50.00	75.00	\$ 37.50	\$ 2,812.50	FDOT Statewide Average
710-11-170	PAINTED PAVT MARKINGS (WHITE ARROW)	EA	1.00	23.00	103.00	127.00	\$ 83.97	\$ 10,664.19	Depot 2 Bid Analysis
710-11-211	PAINTED PAVT MARKINGS (YELLOW SOLID 6")	NM	1.68	2.06	3.12	6.87	\$ 5,580.10	\$ 38,329.71	Depot 2 Bid Analysis
710-11-224	PAINTED PAVT MARKINGS (YELLOW SOLID 18")	LF			480.00	480.00	\$ 3.13	\$ 1,502.40	Depot 2 Bid Analysis
710-11-231	PAINTED PAVT MARKINGS ( YELLOW SKIP 6")	GM			0.56	0.56	\$ 2,172.60	\$ 1,207.97	Depot 2 Bid Analysis
711-11-111	THERMOPLASTIC (WHITE SOLID 6")	NM	1.68	2.07	5.61	9.36	\$ 5,654.00	\$ 52,921.44	Depot 2 Bid Analysis
711-11-122	THERMOPLASTIC (WHITE SOLID 8")	LF		3,900.00	498.00	4,398.00	\$ 1.92	\$ 8,452.96	Depot 2 Bid Analysis
711-11-123	THERMOPLASTIC (WHITE SOLID 12")	LF	1,084.00	230.00	2,259.00	3,573.00	\$ 2.91	\$ 10,411.72	Depot 2 Bid Analysis
711-11-124	THERMOPLASTIC (WHITE SOLID 18")	LF			1,151.00	1,151.00	\$ 4.63	\$ 5,326.83	Depot 2 Bid Analysis
711-11-125	THERMOPLASTIC (WHITE SOLID 24")	LF	205.00	47.00	547.00	799.00	\$ 6.31	\$ 5,040.09	Depot 2 Bid Analysis
711-11-131	THERMOPLASTIC (WHITE SKIP 6")	GM	1.65	1.56	0.17	3.37	\$ 2,177.60	\$ 7,347.22	Depot 2 Bid Analysis
711-11-160	THERMOPLASTIC (WHITE MESSAGE)	EA	3.00	22.00	50.00	75.00	\$ 168.85	\$ 12,663.75	Depot 2 Bid Analysis
711-11-170	THERMOPLASTIC (WHITE ARROW)	EA	1.00	23.00	103.00	127.00	\$ 83.97	\$ 10,664.19	Depot 2 Bid Analysis
711-11-211	THERMOPLASTIC (YELLOW SOLID 6")	NM	1.68	2.06	3.12	6.87	\$ 5,640.10	\$ 38,741.85	Depot 2 Bid Analysis
711-11-224	THERMOPLASTIC (YELLOW SOLID 18")	LF			480.00	480.00	\$ 3.13	\$ 1,501.44	Depot 2 Bid Analysis
711-11-231	THERMOPLASTIC (YELLOW SKIP 6")	GM			0.56	0.56	\$ 2,172.60	\$ 1,207.97	Depot 2 Bid Analysis
<b>LANDSCAPING</b>									
	TREES	EA		72.00	10.00	82.00	\$ 300.00	\$ 24,600.00	
	GROUNDCOVER	EA		900.00	100.00	1,000.00	\$ 7.50	\$ 7,500.00	
	IRRIGATION / LIGHTING CONDUIT FOR FUTURE USE	LF		3,600.00		3,600.00	\$ 10.09	\$ 36,324.00	Depot 2 Bid Analysis
	CONTINGENCY	LS				0%	\$ 2,923,109.46	\$ -	
<b>Total</b>								<b>\$ 2,923,109.46</b>	

**PRELIMINARY ENGINEERS COST ESTIMATE  
CITY PROJECT NO. TBD  
NW 8TH AVENUE MILLING AND RESURFACING**

PAY ITEM	DESCRIPTION	UNIT	NW 40TH DR. TO NW 34TH ST. (A1)	NW 34TH ST. TO NW 23RD ST. (B5)	NW 23RD ST. TO NW 6TH ST. (C3)	Total Quantity	Unit Price	Total Price	Source
<b>ROADWAY</b>									
101-1	MOBILIZATION	LS		1.00		7.5%	\$ 2,497,909.42	\$ 187,343.21	
102-1	MAINTENANCE OF TRAFFIC	LS		1.00		7.5%	\$ 2,497,909.42	\$ 187,343.21	
110-1-1	CLEARING AND GRUBBING	LS		1.00		2.5%	\$ 2,497,909.42	\$ 62,447.74	
104-10-3	SEDIMENT BARRIER	LF	8,880.00	9,252.00	16,868.00	35,000.00	\$ 2.50	\$ 87,500.00	Depot 2 Bid Analysis
104-18	INLET PROTECTION SYSTEM	EA	30.00	33.00	39.00	102.00	\$ 141.50	\$ 14,433.00	Depot 2 Bid Analysis
107-1	LITTER REMOVAL	AC	12.20	7.10	8.50	27.80	\$ 19.39	\$ 539.04	FDOT Statewide Average
107-2	MOWING	AC	9.40	5.60	4.10	19.10	\$ 35.31	\$ 674.42	FDOT Statewide Average
110-4	REMOVAL OF EXISTING CONCRETE PAVEMENT	SY	807.00	116.00	1,505.00	2,428.00	\$ 11.00	\$ 26,708.00	SW 16th Ave Bid Analysis
120-1	REGULAR EXCAVATION	CY		153.00		153.00	\$ 10.99	\$ 1,681.16	Depot 2 Bid Analysis
120-6	EMBANKMENT	CY		1,249.00		1,249.00	\$ 12.26	\$ 15,312.74	Depot 2 Bid Analysis
327-70-5	MILLING EXISTING ASPHALT PAVEMENT (2" AVG. DEPTH)	SY	22,237.00	23,850.00		46,087.00	\$ 1.56	\$ 71,895.72	SW 16th Ave Bid Analysis
327-70-15	MILLING EXISTING ASPHALT PAVEMENT (2.75" AVG. DEPTH)	SY			35,927.00	35,927.00	\$ 1.95	\$ 70,057.65	SW 16th Ave Bid Analysis
334-1-13	SUPERPAVE ASPHALTIC CONC., TRAFFIC C	TN			2,470.00	2,470.00	\$ 135.00	\$ 333,450.00	Depot 2 Bid Analysis
337-7-43	ASPHALT CONCRETE FRICTION COURSE (TRAFFIC C) (FC-12.5) (PG 76-22)	TN	2,446.10	1,460.97	2,964.00	6,871.07	\$ 135.00	\$ 927,594.45	Depot 2 Bid Analysis
337-7-43*	ASPHALT CONCRETE FRICTION COURSE (SEPARATED BIKE LANES)	TN		556.56		556.56	\$ 168.75	\$ 93,919.50	25% Narrow Width Upcharge
400-2-11	CLASS II CONCRETE, RETAINING WALLS	CY			98.00	98.00	\$ 640.00	\$ 62,720.00	SW 16th Ave Bid Analysis
415-1-3	REINFORCING STEEL, RETAINING WALL	LB			9,610.00	9,610.00	\$ 0.94	\$ 9,033.40	FDOT Statewide Average
515-1-2	PIPE HANDRAIL-GUIDERAIL, ALUMINUM	LF			334.00	334.00	\$ 118.20	\$ 39,478.80	Depot 2 Bid Analysis
520-1-7	CONCRETE CURB (TYPE B)	LF		-		-	\$ 17.00	\$ -	FDOT Statewide Average
520-1-10	CONCRETE CURB & GUTTER (TYPE F)	LF	415.00	23.00	1,784.00	2,222.00	\$ 17.37	\$ 38,596.14	Depot 2 Bid Analysis
	RIBBON CURB	LF		15,976.00		15,976.00	\$ 10.00	\$ 159,760.00	
522-1	CONCRETE SIDEWALK (4" THICK)	SY	625.00	1,488.00	3,334.00	5,447.00	\$ 34.69	\$ 188,978.22	Depot 2 Bid Analysis
522-2	CONCRETE SIDEWALK (6" THICK)	SY	90.00	8.00	125.00	223.00	\$ 48.38	\$ 10,789.63	Depot 2 Bid Analysis
526-1-2	ARCHITECTUAL PAVERS (TRUCK APRON / CROSSWALKS)	SY		133.33		133.33	\$ 140.46	\$ 18,728.00	Depot 2 Bid Analysis
527-2	DETECTABLE WARNING SURFACE	SF	384.00	40.00	560.00	984.00	\$ 12.00	\$ 11,808.00	
570-1-2	PERFORMANCE TURF, SOD	SY	36.00	982.00	850.00	1,868.00	\$ 4.02	\$ 7,516.83	Depot 2 Bid Analysis
<b>SIGNING AND PAVEMENT MARKING</b>									
700-1-11	SINGLE POST SIGN (LESS THAN 12 SF)	AS		18.00	18.00	36.00	\$ 349.55	\$ 12,583.80	Depot 2 Bid Analysis
706-3	RETRO-REFLECTIVE PAVEMENT MARKERS	EA	434.00	226.00	915.00	1,575.00	\$ 4.60	\$ 7,245.00	SW 16th Ave Bid Analysis
710-11-111	PAINTED PAVT MARKINGS (WHITE SOLID 6")	NM	1.68	2.07	5.61	9.36	\$ 704.49	\$ 6,594.03	FDOT Statewide Average
710-11-122	PAINTED PAVT MARKINGS (WHITE SOLID 8")	LF			498.00	498.00	\$ 0.28	\$ 139.44	FDOT Statewide Average
710-11-123	PAINTED PAVT MARKINGS (WHITE SOLID 12")	LF	1,084.00	230.00	2,259.00	3,573.00	\$ 0.61	\$ 2,179.53	FDOT Statewide Average
710-11-124	PAINTED PAVT MARKINGS (WHITE SOLID 18")	LF			1,151.00	1,151.00	\$ 0.85	\$ 978.35	FDOT Statewide Average
710-11-125	PAINTED PAVT MARKINGS (WHITE SOLID 24")	LF	205.00	47.00	547.00	799.00	\$ 1.22	\$ 974.78	FDOT Statewide Average
710-11-131	PAINTED PAVT MARKINGS ( WHITE SKIP 6")	GM	1.65	1.56	0.17	3.37	\$ 271.30	\$ 915.37	FDOT Statewide Average
710-11-160	PAINTED PAVT MARKINGS (WHITE MESSAGE)	EA	3.00	22.00	50.00	75.00	\$ 37.50	\$ 2,812.50	FDOT Statewide Average
710-11-170	PAINTED PAVT MARKINGS (WHITE ARROW)	EA	1.00	23.00	103.00	127.00	\$ 83.97	\$ 10,664.19	Depot 2 Bid Analysis
710-11-211	PAINTED PAVT MARKINGS (YELLOW SOLID 6")	NM	1.68	2.06	3.12	6.87	\$ 5,580.10	\$ 38,329.71	Depot 2 Bid Analysis
710-11-224	PAINTED PAVT MARKINGS (YELLOW SOLID 18")	LF			480.00	480.00	\$ 3.13	\$ 1,502.40	Depot 2 Bid Analysis
710-11-231	PAINTED PAVT MARKINGS ( YELLOW SKIP 6")	GM			0.56	0.56	\$ 2,172.60	\$ 1,207.97	Depot 2 Bid Analysis
711-11-111	THERMOPLASTIC (WHITE SOLID 6")	NM	1.68	2.07	5.61	9.36	\$ 5,654.00	\$ 52,921.44	Depot 2 Bid Analysis
711-11-122	THERMOPLASTIC (WHITE SOLID 8")	LF			498.00	498.00	\$ 1.92	\$ 957.16	Depot 2 Bid Analysis
711-11-123	THERMOPLASTIC (WHITE SOLID 12")	LF	1,084.00	230.00	2,259.00	3,573.00	\$ 2.91	\$ 10,411.72	Depot 2 Bid Analysis
711-11-124	THERMOPLASTIC (WHITE SOLID 18")	LF			1,151.00	1,151.00	\$ 4.63	\$ 5,326.83	Depot 2 Bid Analysis
711-11-125	THERMOPLASTIC (WHITE SOLID 24")	LF	205.00	47.00	547.00	799.00	\$ 6.31	\$ 5,040.09	Depot 2 Bid Analysis
711-11-131	THERMOPLASTIC (WHITE SKIP 6")	GM	1.65	1.56	0.17	3.37	\$ 2,177.60	\$ 7,347.22	Depot 2 Bid Analysis
711-11-160	THERMOPLASTIC (WHITE MESSAGE)	EA	3.00	22.00	50.00	75.00	\$ 168.85	\$ 12,663.75	Depot 2 Bid Analysis
711-11-170	THERMOPLASTIC (WHITE ARROW)	EA	1.00	23.00	103.00	127.00	\$ 83.97	\$ 10,664.19	Depot 2 Bid Analysis
711-11-211	THERMOPLASTIC (YELLOW SOLID 6")	NM	1.68	2.06	3.12	6.87	\$ 5,640.10	\$ 38,741.85	Depot 2 Bid Analysis
711-11-224	THERMOPLASTIC (YELLOW SOLID 18")	LF			480.00	480.00	\$ 3.13	\$ 1,501.44	Depot 2 Bid Analysis
711-11-231	THERMOPLASTIC (YELLOW SKIP 6")	GM			0.56	0.56	\$ 2,172.60	\$ 1,207.97	Depot 2 Bid Analysis
<b>LANDSCAPING</b>									
	TREES	EA		-	10.00	10.00	\$ 300.00	\$ 3,000.00	
	GROUNDCOVER	EA		4,500.00	100.00	4,600.00	\$ 7.50	\$ 34,500.00	
	IRRIGATION / LIGHTING CONDUIT FOR FUTURE USE	LF		3,600.00		3,600.00	\$ 10.09	\$ 36,324.00	Depot 2 Bid Analysis
	TRAFFIC BARRIERS - RUMBLE CAPS	EA		4,600.00		4,600.00	\$ 6.40	\$ 29,440.00	Home Depot 10"x10"x8" Block
	CONTINGENCY	LS				0%	\$ 2,935,043.56	\$ -	
<b>Total</b>								<b>\$ 2,964,483.56</b>	

**PRELIMINARY ENGINEERS COST ESTIMATE  
CITY PROJECT NO. TBD  
NW 8TH AVENUE MILLING AND RESURFACING**

PAY ITEM	DESCRIPTION	UNIT	NW 40TH DR. TO NW 34TH ST. (A1)	NW 34TH ST. TO NW 23RD ST. (B5)	NW 23RD ST. TO NW 6TH ST. (C3)	Total Quantity	Unit Price	Total Price	Source
<b>ROADWAY</b>									
101-1	MOBILIZATION	LS	1.00			7.5%	\$ 2,739,621.09	\$ 205,471.58	
102-1	MAINTENANCE OF TRAFFIC	LS	1.00			7.5%	\$ 2,739,621.09	\$ 205,471.58	
110-1-1	CLEARING AND GRUBBING	LS	1.00			2.5%	\$ 2,739,621.09	\$ 68,490.53	
104-10-3	SEDIMENT BARRIER	LF	8,880.00	9,252.00	16,868.00	35,000.00	\$ 2.50	\$ 87,500.00	Depot 2 Bid Analysis
104-18	INLET PROTECTION SYSTEM	EA	30.00	33.00	39.00	102.00	\$ 141.50	\$ 14,433.00	Depot 2 Bid Analysis
107-1	LITTER REMOVAL	AC	12.20	7.10	8.50	27.80	\$ 19.39	\$ 539.04	FDOT Statewide Average
107-2	MOWING	AC	9.40	5.60	4.10	19.10	\$ 35.31	\$ 674.42	FDOT Statewide Average
110-4	REMOVAL OF EXISTING CONCRETE PAVEMENT	SY	807.00	4,553.78	1,505.00	6,865.78	\$ 11.00	\$ 75,523.56	SW 16th Ave Bid Analysis
120-1	REGULAR EXCAVATION	CY		153.00		153.00	\$ 10.99	\$ 1,681.16	Depot 2 Bid Analysis
120-6	EMBANKMENT	CY		1,249.00		1,249.00	\$ 12.26	\$ 15,312.74	Depot 2 Bid Analysis
327-70-5	MILLING EXISTING ASPHALT PAVEMENT (2" AVG. DEPTH)	SY	22,237.00	23,850.00		46,087.00	\$ 1.56	\$ 71,895.72	SW 16th Ave Bid Analysis
327-70-15	MILLING EXISTING ASPHALT PAVEMENT (2.75" AVG. DEPTH)	SY			35,927.00	35,927.00	\$ 1.95	\$ 70,057.65	SW 16th Ave Bid Analysis
334-1-13	SUPERPAVE ASPHALTIC CONC., TRAFFIC C	TN			2,470.00	2,470.00	\$ 135.00	\$ 333,450.00	Depot 2 Bid Analysis
337-7-43	ASPHALT CONCRETE FRICTION COURSE (TRAFFIC C) (FC-12.5) (PG 76-22)	TN	2,446.10	2,782.80	2,964.00	8,192.90	\$ 135.00	\$ 1,106,041.50	Depot 2 Bid Analysis
400-2-11	CLASS II CONCRETE, RETAINING WALLS	CY			98.00	98.00	\$ 640.00	\$ 62,720.00	SW 16th Ave Bid Analysis
425-5	ADJUST INLET TOPS	EA		10.00		10.00	\$ 300.00	\$ 3,000.00	Depot 2 Bid Analysis
415-1-3	REINFORCING STEEL, RETAINING WALL	LB			9,610.00	9,610.00	\$ 0.94	\$ 9,033.40	FDOT Statewide Average
515-1-2	PIPE HANDRAIL-GUIDERAIL, ALUMINUM	LF			334.00	334.00	\$ 118.20	\$ 39,478.80	Depot 2 Bid Analysis
520-1-7	CONCRETE CURB (TYPE B)	LF		-		-	\$ 17.00	\$ -	FDOT Statewide Average
520-1-10	CONCRETE CURB & GUTTER (TYPE F)	LF	415.00	23.00	1,784.00	2,222.00	\$ 17.37	\$ 38,596.14	Depot 2 Bid Analysis
522-1	CONCRETE SIDEWALK (4" THICK)	SY	625.00	10,363.56	3,334.00	14,322.56	\$ 34.69	\$ 496,906.74	Depot 2 Bid Analysis
522-2	CONCRETE SIDEWALK (6" THICK)	SY	90.00	8.00	125.00	223.00	\$ 48.38	\$ 10,789.63	Depot 2 Bid Analysis
526-1-2	ARCHITECTUAL PAVERS (TRUCK APRON / CROSSWALKS)	SY		33.33		33.33	\$ 140.46	\$ 4,682.00	Depot 2 Bid Analysis
527-2	DETECTABLE WARNING SURFACE	SF	384.00	40.00	560.00	984.00	\$ 12.00	\$ 11,808.00	
570-1-2	PERFORMANCE TURF, SOD	SY	36.00	982.00	850.00	1,868.00	\$ 4.02	\$ 7,516.83	Depot 2 Bid Analysis
<b>SIGNING AND PAVEMENT MARKING</b>									
700-1-11	SINGLE POST SIGN (LESS THAN 12 SF)	AS		22.00	18.00	40.00	\$ 349.55	\$ 13,982.00	Depot 2 Bid Analysis
706-3	RETRO-REFLECTIVE PAVEMENT MARKERS	EA	434.00	226.00	915.00	1,575.00	\$ 4.60	\$ 7,245.00	SW 16th Ave Bid Analysis
710-11-111	PAINTED PAVT MARKINGS (WHITE SOLID 6")	NM	1.68	2.07	5.61	9.36	\$ 704.49	\$ 6,594.03	FDOT Statewide Average
710-11-122	PAINTED PAVT MARKINGS (WHITE SOLID 8")	LF			498.00	498.00	\$ 0.28	\$ 139.44	FDOT Statewide Average
710-11-123	PAINTED PAVT MARKINGS (WHITE SOLID 12")	LF	1,084.00	230.00	2,259.00	3,573.00	\$ 0.61	\$ 2,179.53	FDOT Statewide Average
710-11-124	PAINTED PAVT MARKINGS (WHITE SOLID 18")	LF			1,151.00	1,151.00	\$ 0.85	\$ 978.35	FDOT Statewide Average
710-11-125	PAINTED PAVT MARKINGS (WHITE SOLID 24")	LF	205.00	47.00	547.00	799.00	\$ 1.22	\$ 974.78	FDOT Statewide Average
710-11-131	PAINTED PAVT MARKINGS ( WHITE SKIP 6")	GM	1.65	3.03	0.17	4.85	\$ 271.30	\$ 1,316.15	FDOT Statewide Average
710-11-160	PAINTED PAVT MARKINGS (WHITE MESSAGE)	EA	3.00	11.00	50.00	64.00	\$ 37.50	\$ 2,400.00	FDOT Statewide Average
710-11-170	PAINTED PAVT MARKINGS (WHITE ARROW)	EA	1.00	23.00	103.00	127.00	\$ 83.97	\$ 10,664.19	Depot 2 Bid Analysis
710-11-211	PAINTED PAVT MARKINGS (YELLOW SOLID 6")	NM	1.68	2.06	3.12	6.87	\$ 5,580.10	\$ 38,329.71	Depot 2 Bid Analysis
710-11-224	PAINTED PAVT MARKINGS (YELLOW SOLID 18")	LF			480.00	480.00	\$ 3.13	\$ 1,502.40	Depot 2 Bid Analysis
710-11-231	PAINTED PAVT MARKINGS ( YELLOW SKIP 6")	GM			0.56	0.56	\$ 2,172.60	\$ 1,207.97	Depot 2 Bid Analysis
711-11-111	THERMOPLASTIC (WHITE SOLID 6")	NM	1.68	2.07	5.61	9.36	\$ 5,654.00	\$ 52,921.44	Depot 2 Bid Analysis
711-11-122	THERMOPLASTIC (WHITE SOLID 8")	LF			498.00	498.00	\$ 1.92	\$ 957.16	Depot 2 Bid Analysis
711-11-123	THERMOPLASTIC (WHITE SOLID 12")	LF	1,084.00	230.00	2,259.00	3,573.00	\$ 2.91	\$ 10,411.72	Depot 2 Bid Analysis
711-11-124	THERMOPLASTIC (WHITE SOLID 18")	LF			1,151.00	1,151.00	\$ 4.63	\$ 5,326.83	Depot 2 Bid Analysis
711-11-125	THERMOPLASTIC (WHITE SOLID 24")	LF	205.00	47.00	547.00	799.00	\$ 6.31	\$ 5,040.09	Depot 2 Bid Analysis
711-11-131	THERMOPLASTIC (WHITE SKIP 6")	GM	1.65	3.03	0.17	4.85	\$ 2,177.60	\$ 10,564.13	Depot 2 Bid Analysis
711-11-160	THERMOPLASTIC (WHITE MESSAGE)	EA	3.00	11.00	50.00	64.00	\$ 168.85	\$ 10,806.40	Depot 2 Bid Analysis
711-11-170	THERMOPLASTIC (WHITE ARROW)	EA	1.00	23.00	103.00	127.00	\$ 83.97	\$ 10,664.19	Depot 2 Bid Analysis
711-11-211	THERMOPLASTIC (YELLOW SOLID 6")	NM	1.68	2.06	3.12	6.87	\$ 5,640.10	\$ 38,741.85	Depot 2 Bid Analysis
711-11-224	THERMOPLASTIC (YELLOW SOLID 18")	LF			480.00	480.00	\$ 3.13	\$ 1,501.44	Depot 2 Bid Analysis
711-11-231	THERMOPLASTIC (YELLOW SKIP 6")	GM			0.56	0.56	\$ 2,172.60	\$ 1,207.97	Depot 2 Bid Analysis
<b>LANDSCAPING</b>									
	TREES	EA		-	10.00	10.00	\$ 300.00	\$ 3,000.00	
	GROUND COVER	EA		300.00	100.00	400.00	\$ 7.50	\$ 3,000.00	
	IRRIGATION / LIGHTING CONDUIT FOR FUTURE USE	LF		3,600.00		3,600.00	\$ 10.09	\$ 36,324.00	Depot 2 Bid Analysis
	CONTINGENCY	LS				0%	\$ 3,219,054.78	\$ -	
<b>Total</b>								<b>\$ 3,219,054.78</b>	

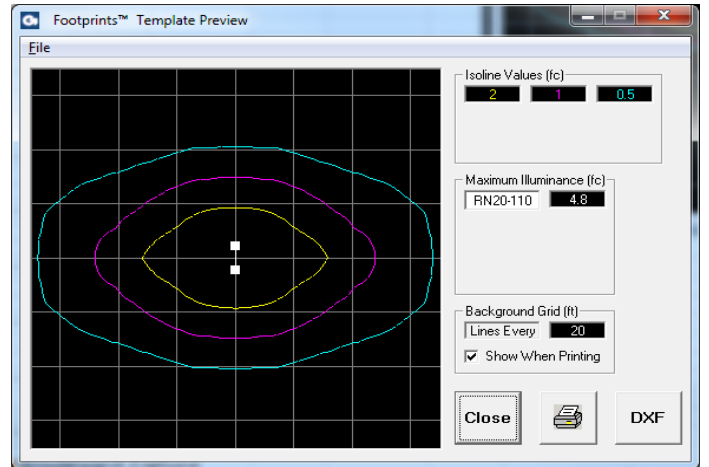
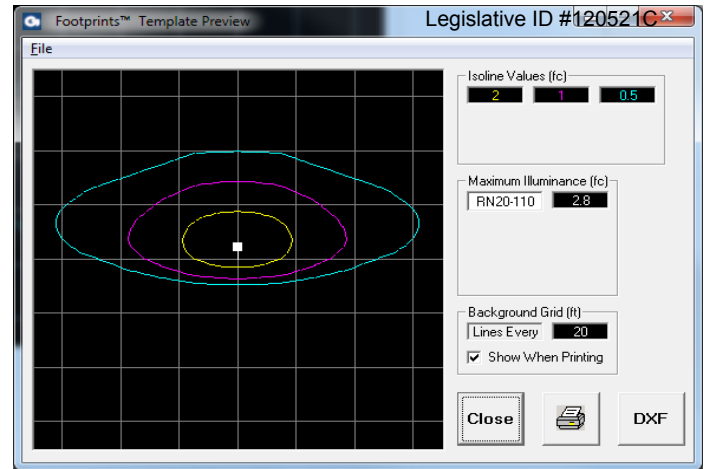
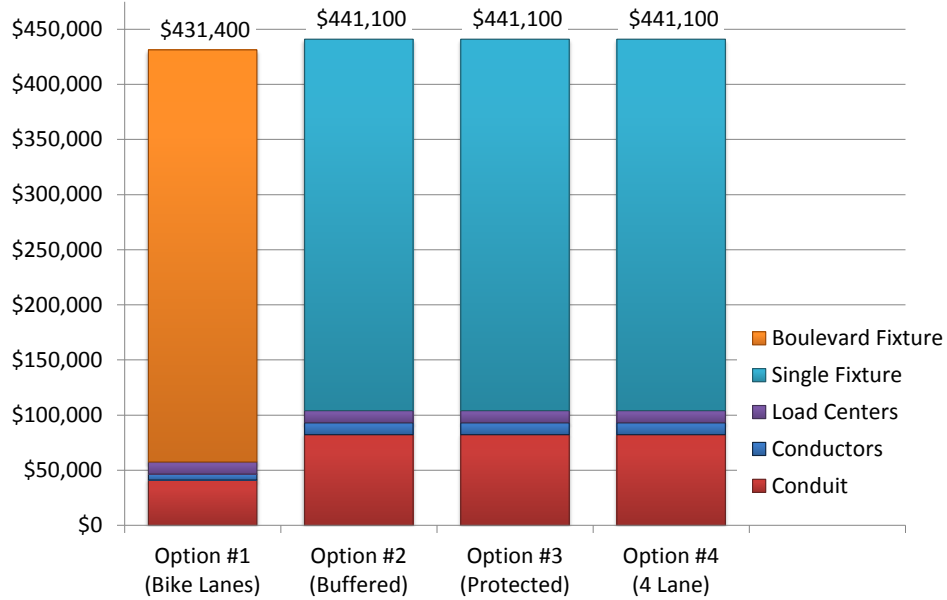


**NW 8th Avenue**

Lighting Cost Estimates for Section B

Item	Unit	Unit Cost	Option #1		Option #2		Option #3		Option #4	
			QTY1	(Bike Lanes)	QTY2	(Buffered)	QTY3	(Protected)	QTY4	(4 Lane)
Conduit	LF	\$ 10.09	4,080.00	\$ 41,167.20	8,160.00	\$ 82,334.40	8,160.00	\$ 82,334.40	8,160.00	\$ 82,334.40
Conductors	LF	\$ 1.32	4,080.00	\$ 5,401.92	8,160.00	\$ 10,803.84	8,160.00	\$ 10,803.84	8,160.00	\$ 10,803.84
Load Centers	EA	\$ 5,510.00	2.00	\$ 11,020.00	2.00	\$ 11,020.00	2.00	\$ 11,020.00	2.00	\$ 11,020.00
Single Fixture	EA	\$ 6,125.00	-	\$ -	55.00	\$ 336,875.00	55.00	\$ 336,875.00	55.00	\$ 336,875.00
Boulevard Fixture	EA	\$ 9,116.25	41.00	\$ 373,766.25	-	\$ -	-	\$ -	-	\$ -
<b>Total</b>				<b>\$ 431,400.00</b>		<b>\$ 441,100.00</b>		<b>\$ 441,100.00</b>		<b>\$ 441,100.00</b>

\*Fixture costs per quote from SESCO Lighting +25% markup for installation & contractor profit.



## NW 8th Avenue

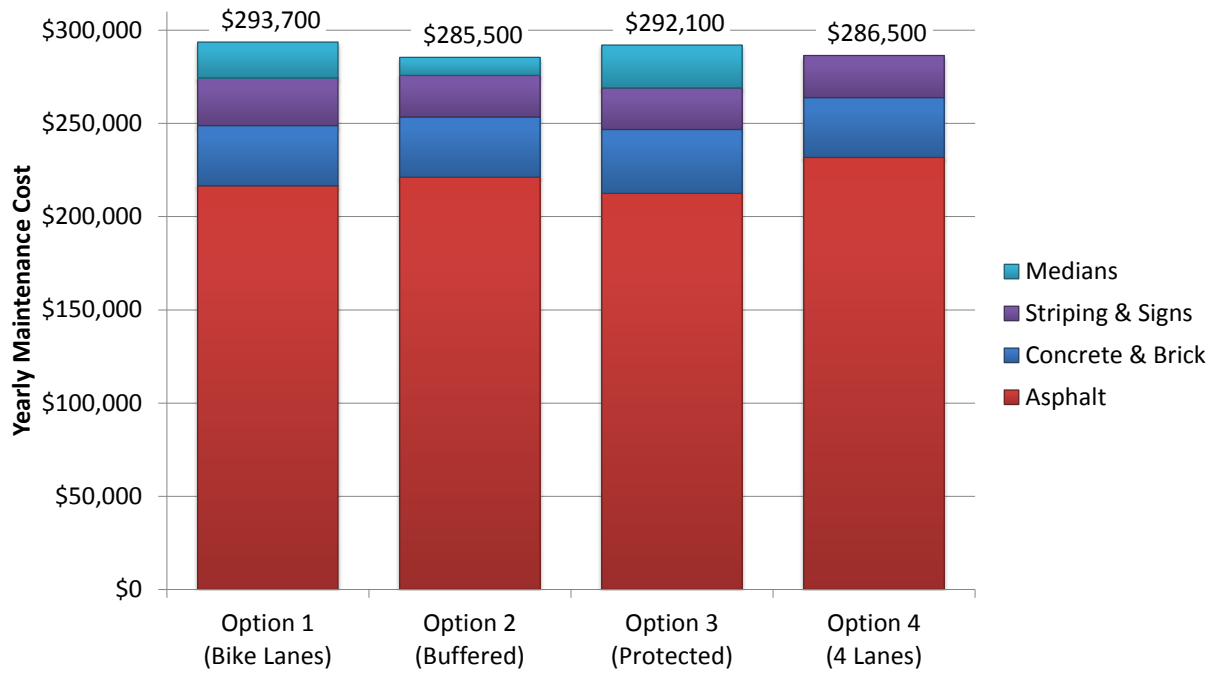
Life-Cycle Cost Analysis  
 Prepared by: Stefan Broadus

### Raw Numbers

Trade	Option 1	Option 2	Option 3	Option 4
Asphalt	\$ 216,646.34	\$ 221,189.24	\$ 212,488.24	\$ 231,753.11
Concrete & Brick	\$ 32,256.40	\$ 32,256.40	\$ 34,276.00	\$ 32,126.67
Striping & Signs	\$ 25,508.53	\$ 22,273.43	\$ 22,254.12	\$ 22,592.05
Medians	\$ 19,332.75	\$ 9,666.37	\$ 22,952.83	\$ -
Total	\$ 293,744.02	\$ 285,385.44	\$ 291,971.20	\$ 286,471.82
Check	\$ 293,744.02	\$ 285,385.44	\$ 291,971.20	\$ 286,471.82
	8,358.58	-	6,585.76	1,086.39

### Rounded Numbers

Trade	Option 1 (Bike Lanes)	Option 2 (Buffered)	Option 3 (Protected)	Option 4 (4 Lanes)
Asphalt	\$ 216,600	\$ 221,200	\$ 212,500	\$ 231,800
Concrete & Brick	\$ 32,300	\$ 32,300	\$ 34,300	\$ 32,100
Striping & Signs	\$ 25,500	\$ 22,300	\$ 22,300	\$ 22,600
Medians	\$ 19,300	\$ 9,700	\$ 23,000	\$ -
Total	\$ 293,700	\$ 285,500	\$ 292,100	\$ 286,500
Difference	\$ 8,200	\$ -	\$ 6,600	\$ 1,000



## Option #1: Standard Bike Lanes

Item	QTY	Unit	Unit Cost	Frequency	Yearly Total	Description
Asphalt Rehab	4,983.50	Ton	\$ 135.00	10.00	\$ 67,277.25	QTY half of Cost Estimate for 1" rehab
Milling	90,609.09	SY	\$ 1.56	10.00	\$ 14,135.02	
Asphalt Reconstruction	9,967.00	Ton	\$ 135.00	20.00	\$ 67,277.25	QTY = Cost Estimate for 2"
Base & Subgrade Repair	90,609.09	SY	\$ 15.00	20.00	\$ 67,956.82	
Separate Bike Lane Repair	-	SY	\$ 175.00	40.00	\$ -	
Sidewalk Repair	21,111.11	SY	\$ 37.50	50.00	\$ 15,833.33	5' sidewalks for 17k LF, 10' for 1k LF
THERMOPLASTIC (WHITE SOLID 6")	9.36	NM	\$ 5,654.00	7.00	\$ 7,560.21	
THERMOPLASTIC (WHITE SOLID 8")	498.00	LF	\$ 1.92	7.00	\$ 136.59	
THERMOPLASTIC (WHITE SOLID 12")	3,573.00	LF	\$ 2.91	7.00	\$ 1,485.35	
THERMOPLASTIC (WHITE SOLID 18")	1,151.00	LF	\$ 4.63	7.00	\$ 761.30	
THERMOPLASTIC (WHITE SOLID 24")	799.00	LF	\$ 6.31	7.00	\$ 720.24	
THERMOPLASTIC (WHITE SKIP 6")	3.37	GM	\$ 2,177.60	7.00	\$ 1,048.36	
THERMOPLASTIC (WHITE MESSAGE)	75.00	EA	\$ 168.85	7.00	\$ 1,809.11	
THERMOPLASTIC (WHITE ARROW)	127.00	EA	\$ 83.97	7.00	\$ 1,523.46	
THERMOPLASTIC (YELLOW SOLID 6")	10.91	NM	\$ 5,640.10	7.00	\$ 8,789.77	
THERMOPLASTIC (YELLOW SOLID 18")	480.00	LF	\$ 3.13	7.00	\$ 214.63	
THERMOPLASTIC (YELLOW SKIP 6")	0.56	GM	\$ 2,172.60	7.00	\$ 173.81	
Type F Curb & Gutter	32,400.00	LF	\$ 20.00	50.00	\$ 12,960.00	
Type B Curb	7,988.00	LF	\$ 15.00	50.00	\$ 2,396.40	Around Median
Ribbon Curb	-	LF	12.00	50.00		
Median Maintenance	4,600.00	SY	\$ 4.203	1.00	\$ 19,332.75	Based on Median Maintenance Contract
Signs	36.00	EA	\$ 250.000	7.00	\$ 1,285.71	Replace Crosswalk Signs
Brick Repair	133.33	SY	\$ 80.000	10.00	\$ 1,066.67	Reset Bricks in Crosswalks
Rumble Strips	-	EA	\$ 5.000	20.00	\$ -	N/A
<b>Total</b>					<b>\$ 293,744.02</b>	



## Option #2: Buffered Bike Lanes

Item	QTY	Unit	Unit Cost	Frequency	Yearly Total	Description
Asphalt Rehab	5,088.00	Ton	\$ 135.00	10.00	\$ 68,688.00	QTY half of Cost Estimate for 1" rehab
Milling	92,509.09	SY	\$ 1.56	10.00	\$ 14,431.42	
Asphalt Reconstruction	10,176.00	Ton	\$ 135.00	20.00	\$ 68,688.00	QTY = Cost Estimate for 2"
Base & Subgrade Repair	92,509.09	SY	\$ 15.00	20.00	\$ 69,381.82	
Separate Bike Lane Repair	-	SY	\$ 175.00	40.00	\$ -	
Sidewalk Repair	21,111.11	SY	\$ 37.50	50.00	\$ 15,833.33	5' sidewalks for 17k LF, 10' for 1k LF
THERMOPLASTIC (WHITE SOLID 6")	9.36	NM	\$ 5,654.00	7.00	\$ 7,560.21	
THERMOPLASTIC (WHITE SOLID 8")	4398	LF	\$ 1.92	7.00	\$ 1,206.31	
THERMOPLASTIC (WHITE SOLID 12")	3573	LF	\$ 2.91	7.00	\$ 1,485.35	
THERMOPLASTIC (WHITE SOLID 18")	1151	LF	\$ 4.63	7.00	\$ 761.30	
THERMOPLASTIC (WHITE SOLID 24")	799	LF	\$ 6.31	7.00	\$ 720.24	
THERMOPLASTIC (WHITE SKIP 6")	0	GM	\$ 2,177.60	7.00	\$ -	
THERMOPLASTIC (WHITE MESSAGE)	75	EA	\$ 168.85	7.00	\$ 1,809.11	
THERMOPLASTIC (WHITE ARROW)	127	EA	\$ 83.97	7.00	\$ 1,523.46	
THERMOPLASTIC (YELLOW SOLID 6")	6.869	NM	\$ 5,640.10	7.00	\$ 5,534.55	
THERMOPLASTIC (YELLOW SOLID 18")	480	LF	\$ 3.13	7.00	\$ 214.63	
THERMOPLASTIC (YELLOW SKIP 6")	0.556	GM	\$ 2,172.60	7.00	\$ 172.57	
Type F Curb & Gutter	32,400.00	LF	\$ 20.00	50.00	\$ 12,960.00	
Type B Curb	7,988.00	LF	\$ 15.00	50.00	\$ 2,396.40	Around Median
Ribbon Curb	-	LF	12.00	50.00		
Median Maintenance	2,300.00	SY	\$ 4.203	1.00	\$ 9,666.37	Based on Median Maintenance Contract
Signs	36.00	EA	\$ 250.000	7.00	\$ 1,285.71	Replace Crosswalk Signs
Brick Repair	133.33	SY	\$ 80.000	10.00	\$ 1,066.67	Reset Bricks in Crosswalks
Rumble Strips	-	EA	\$ 5.000	20.00	\$ -	N/A
<b>Total</b>					<b>\$ 285,385.44</b>	

## Option #2: Buffered Bike Lanes

Item	QTY	Unit	Unit Cost	Frequency	Yearly Total	Description
Asphalt Rehab	4,670.50	Ton	\$ 135.00	10.00	\$ 63,051.75	
Milling	84,918.18	SY	\$ 1.56	10.00	\$ 13,247.24	
Asphalt Reconstruction	9,341.00	Ton	\$ 135.00	20.00	\$ 63,051.75	
Base & Subgrade Repair	84,918.18	SY	\$ 15.00	20.00	\$ 63,688.64	
Separate Bike Lane Rehab	278.28	Ton	\$ 168.75	15.00	\$ 3,130.65	Full reconstruction +25% markup
Bike Lane Milling	5,059.64	SY	\$ 1.95	15.00	\$ 657.75	
Separate Bike Lane Reconstruction	556.56	Ton	\$ 168.75	30.00	\$ 3,130.65	
Separate Bike Lane Base Repair	5,059.64	SY	\$ 15.00	30.00	\$ 2,529.82	
Sidewalk Repair	21,111.11	SY	\$ 37.50	50.00	\$ 15,833.33	5' sidewalks for 17k LF, 10' for 1k LF
THERMOPLASTIC (WHITE SOLID 6")	9.36	NM	\$ 5,654.00	7.00	\$ 7,560.21	
THERMOPLASTIC (WHITE SOLID 8")	498.00	LF	\$ 1.92	7.00	\$ 136.59	
THERMOPLASTIC (WHITE SOLID 12")	3,573.00	LF	\$ 2.91	7.00	\$ 1,485.35	
THERMOPLASTIC (WHITE SOLID 18")	1,151.00	LF	\$ 4.63	7.00	\$ 761.30	
THERMOPLASTIC (WHITE SOLID 24")	799.00	LF	\$ 6.31	7.00	\$ 720.24	
THERMOPLASTIC (WHITE SKIP 6")	3.37	GM	\$ 2,177.60	7.00	\$ 1,048.36	
THERMOPLASTIC (WHITE MESSAGE)	75.00	EA	\$ 168.85	7.00	\$ 1,809.11	
THERMOPLASTIC (WHITE ARROW)	127.00	EA	\$ 83.97	7.00	\$ 1,523.46	
THERMOPLASTIC (YELLOW SOLID 6")	6.87	NM	\$ 5,640.10	7.00	\$ 5,535.36	
THERMOPLASTIC (YELLOW SOLID 18")	480.00	LF	\$ 3.13	7.00	\$ 214.63	
THERMOPLASTIC (YELLOW SKIP 6")	0.56	GM	\$ 2,172.60	7.00	\$ 173.81	
Type F Curb & Gutter	32,400.00	LF	\$ 20.00	50.00	\$ 12,960.00	
Type B Curb	-	LF	\$ 15.00	50.00	\$ -	Around Median
Ribbon Curb	18,400.00	LF	12.00	50.00	\$ 4,416.00	
Median Maintenance	5,111.11	SY	\$ 4.203	1.00	\$ 21,480.83	Based on Median Maintenance Contract
Signs	36.00	EA	\$ 250.000	7.00	\$ 1,285.71	Replace Crosswalk Signs
Brick Repair	133.33	SY	\$ 80.000	10.00	\$ 1,066.67	Reset Bricks in Crosswalks
Rumble Strips	4,600.00	EA	\$ 6.400	20.00	\$ 1,472.00	Replace blocks
Total					\$ 291,971.20	

## Option #4: 4 Lanes with Multi-Use Path

Item	QTY	Unit	Unit Cost	Frequency	Yearly Total	Description
Asphalt Rehab	5,331.00	Ton	\$ 135.00	10.00	\$ 71,968.50	
Milling	96,927.27	SY	\$ 1.56	10.00	\$ 15,120.65	
Asphalt Reconstruction	10,662.00	Ton	\$ 135.00	20.00	\$ 71,968.50	
Base & Subgrade Repair	96,927.27	SY	\$ 15.00	20.00	\$ 72,695.45	
Separate Bike Lane Repair	-	SY	\$ 175.00	40.00	\$ -	
Sidewalk Repair	25,555.56	SY	\$ 37.50	50.00	\$ 19,166.67	5' sidewalks for 13k LF, 10' for 5k LF
THERMOPLASTIC (WHITE SOLID 6")	9.36	NM	\$ 5,654.00	7.00	\$ 7,560.21	
THERMOPLASTIC (WHITE SOLID 8")	498.00	LF	\$ 1.92	7.00	\$ 136.59	
THERMOPLASTIC (WHITE SOLID 12")	3,573.00	LF	\$ 2.91	7.00	\$ 1,485.35	
THERMOPLASTIC (WHITE SOLID 18")	1,151.00	LF	\$ 4.63	7.00	\$ 761.30	
THERMOPLASTIC (WHITE SOLID 24")	799.00	LF	\$ 6.31	7.00	\$ 720.24	
THERMOPLASTIC (WHITE SKIP 6")	4.85	GM	\$ 2,177.60	7.00	\$ 1,508.77	
THERMOPLASTIC (WHITE MESSAGE)	64.00	EA	\$ 168.85	7.00	\$ 1,543.77	
THERMOPLASTIC (WHITE ARROW)	127.00	EA	\$ 83.97	7.00	\$ 1,523.46	
THERMOPLASTIC (YELLOW SOLID 6")	6.87	NM	\$ 5,640.10	7.00	\$ 5,535.36	
THERMOPLASTIC (YELLOW SOLID 18")	480.00	LF	\$ 3.13	7.00	\$ 214.63	
THERMOPLASTIC (YELLOW SKIP 6")	0.56	GM	\$ 2,172.60	7.00	\$ 173.81	
Type F Curb & Gutter	32,400.00	LF	\$ 20.00	50.00	\$ 12,960.00	
Type B Curb	-	LF	\$ 15.00	50.00		
Ribbon Curb	-	LF	\$ 12.00	50.00		
Median Maintenance	-	SY	\$ 4.203	1.00		
Signs	40.00	EA	\$ 250.000	7.00	\$ 1,428.57	
Brick Repair	-	SY	\$ 80.000	10.00	\$ -	
Rumble Strips	-	EA	\$ 5.000	20.00	\$ -	N/A
Total					\$ 286,471.82	