

Dental Screening of 3rd Grade Students in Alachua County, SY 2013-14



Scott L. Tomar, DMD, DrPH

Alachua County Oral Health Coalition
December 4, 2013



Dental Screenings 2013

- Limited to 3rd Grade
- Included all 23 Alachua County public elementary schools, Sept-Nov 2013 (n = 1,978)
- Conducted in conjunction with FluMist and other health screenings (height/weight, vision, hearing)
- UF and Santa Fe faculty, students, many volunteers



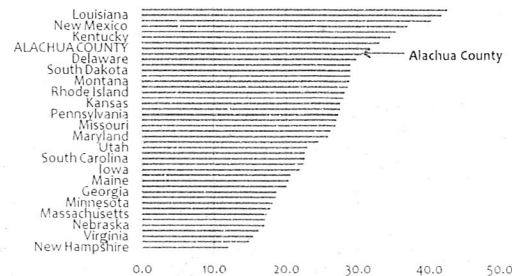
3rd Grade Dental Screening Surveys 2011, 2012, 2013

	2011	2012	2013
• Untreated cavities:	27.2%	30.5%	31.7%
• Caries experience:	46.1%	49.0%	51.6%
• Sealants present:	35.7%	36.9%	49.6%
• Need urgent care:	5.8%	6.9%	7.9%
• Need early dental care:	21.3%	25.0%	24.8%




How Does Alachua County Compare to the Nation?

Untreated Cavities in Third Graders (%)

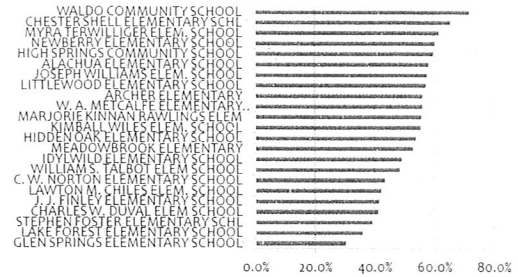


Data from National Oral Health Surveillance System. <http://www.cdc.gov/nchs/index.htm>

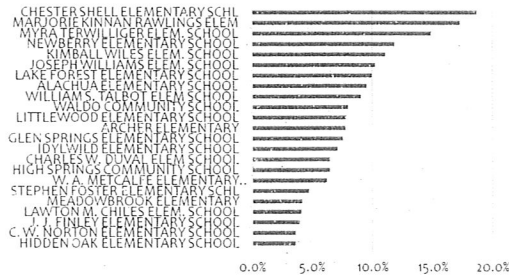
Proportion of 3rd Graders with Untreated Cavities, by School -- 2013



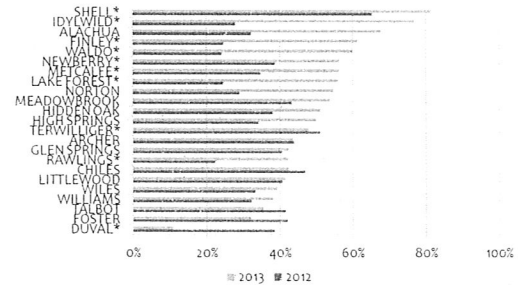
Proportion of 3rd Graders with Caries Experience, by School -- 2013



Proportion of 3rd Graders with Urgent Need for Dental Care, by School -- 2013



Proportion of 3rd Graders with Dental Sealants, by School, 2013



* Schools served by UF/United Way Sealant Program in SY 2012-13