



**#130510A**

**Strategic Initiative 7.2 - Monitor compliance with recycling ordinances and identify a roadmap for achieving a recycling goal of 75%**



## Solid Waste Concerns

- Pricing and contract term concerns in commercial solid waste contracts
- Obstacles to achieving the recycling goal of 75% by 2020

# Commercial Contract Provisions

## Areas of concern:

- terms longer than one year;
- automatic renewals, limited window to cancel;
- requiring businesses to provide written notice of their intent not to renew;
- restricting businesses from buying additional services from another vendor;
- adding environmental fees, fuel surcharges or other ways increasing the quoted price for services during the term of the contract; and
- requiring a business requesting a change in their existing service level to sign a new multi-year contract.



# Monthly Dumpster Rates in Alachua County Once A Week Service

	96 GAL. CART	2 YARD	4 YARD	6 YARD	8 YARD	ROLL-OFF
WALDO - WCA	\$22.08 month	\$69.75 month	\$138.37 month	\$191.23 month	\$210.00 month	
NEWBERRY - WPRO		\$48.01	\$96.45	\$144.37	\$192.49	
HAWTHORNE - WPRO	\$31.05	\$76.09	\$115.63	\$142.81	\$169.83	
HIGH SPRINGS - WCA		\$61.00	\$78.00	\$96.00	\$114.00	
MICANOPY - WPRO	\$30.42	\$81.54	\$116.17	\$141.69	\$179.07	
ARCHER - WPRO	\$31.70	\$65.02	\$81.05	\$109.72	\$138.48	
<b>GAINESVILLE RATES</b>	<b>\$40 to \$84</b>	<b>\$40 to \$237</b>	<b>\$52 to \$291</b>	<b>\$82 to \$317</b>	<b>\$103 to \$412</b>	<b>per haul</b>
	<b>225 accounts</b>	<b>269 accounts</b>	<b>440 accounts</b>	<b>209 accounts</b>	<b>160 accounts</b>	<b>20 accounts</b>

2013 ALACHUA SCHOOLS BID RESULTS						
WCA					\$100.45	
REPUBLIC					\$83.74	
WASTE PRO					\$102.18	
FLA. EXPRESS					\$242.48	
CWS					\$90.58	

# Monthly Dumpster Rates in Columbia County – Once A Week Service

2012 COLUMBIA COUNTY EXCLUSIVE COMMERCIAL GARBAGE RATES				
	2 YARD	4 YARD	6 YARD	8 YARD
	1x week	1x week	1x week	1x week
<b>ADVANCE DISPOSAL</b>				
NO PRICE INCREASES-5YRS	\$ 64.69	\$ 129.38	\$ 194.07	\$ 154.14
ANNUAL FUEL ADJUSTMENT	\$ 62.69	\$ 127.38	\$ 192.07	\$ 151.14
<b>WCA</b>				
NO PRICE INCREASES-5YRS	\$ 75.00	\$ 101.00	\$ 127.00	\$ 153.00
ANNUAL FUEL ADJUSTMENT	\$ 74.00	\$ 99.00	\$ 123.00	\$ 147.00
<b>REPUBLIC</b>				
NO PRICE INCREASES-5YRS	\$ 70.12	\$ 96.37	\$ 131.21	\$ 162.22
ANNUAL FUEL ADJUSTMENT	\$ 70.12	\$ 96.37	\$ 131.21	\$ 162.22
<b>WASTE PRO</b>				
NO PRICE INCREASES-5YRS	\$ 70.95	\$ 98.10	\$ 134.50	\$ 165.75
ANNUAL FUEL ADJUSTMENT	\$ 70.95	\$ 98.10	\$ 134.50	\$ 165.75
<b>VEOLIA</b>				
NO PRICE INCREASES-5YRS	\$ 48.03	\$ 76.06	\$ 114.09	\$ 152.11
ANNUAL FUEL ADJUSTMENT	\$ 62.19	\$ 98.02	\$ 131.38	\$ 162.18
<b>CHOICE</b>				
NO PRICE INCREASES-5YRS	\$ 75.51	\$ 103.77	\$ 141.28	\$ 197.47
ANNUAL FUEL ADJUSTMENT	\$ 75.51	\$ 103.77	\$ 141.28	\$ 197.47
<b>Gainesville Rates</b>	<b>\$40-\$237</b>	<b>\$52-\$291</b>	<b>\$82-\$317</b>	<b>\$103-\$412</b>

## Stakeholder Response - Haulers

- Meetings with haulers held 9/25/14 and 10/7/14
- Some haulers felt that they should have been included in the previous RCAPW meeting
- Some haulers were unhappy with the presentation content and tone, and what they perceived as bias
- Some haulers felt the graphs used were misleading and could have been designed better.
- They also took issue with the use of the phrase “poor service” in the presentation
- They felt that the price comparisons used weren’t “apples to apples”

## Hauler Responses, continued

- School Board rate is a blended rate (Garb/Recy)
- Neighboring cities rates are lower due to guaranteed payment – no bad debt to collect
- Felt survey was biased against the haulers
- Some haulers said they would be willing to consider working with the City to create more uniformity regarding recycling messages on containers
- Haulers said they would be open to some regulation of their contracts in order to level the playing field

## Stakeholder Responses - Businesses

- Using information from the County's solid waste assessment list and the City's occupational license list staff was able to identify about 1,700 local businesses with garbage service.
- Removing duplicates, compactors, roll-offs and 96 gallon carts left more than 1,200 business contacts, 937 of which received online surveys based upon their service level.
- Of the approximately 260 businesses we had no email address for, staff was able to conduct face-to-face surveys with 66 of them.



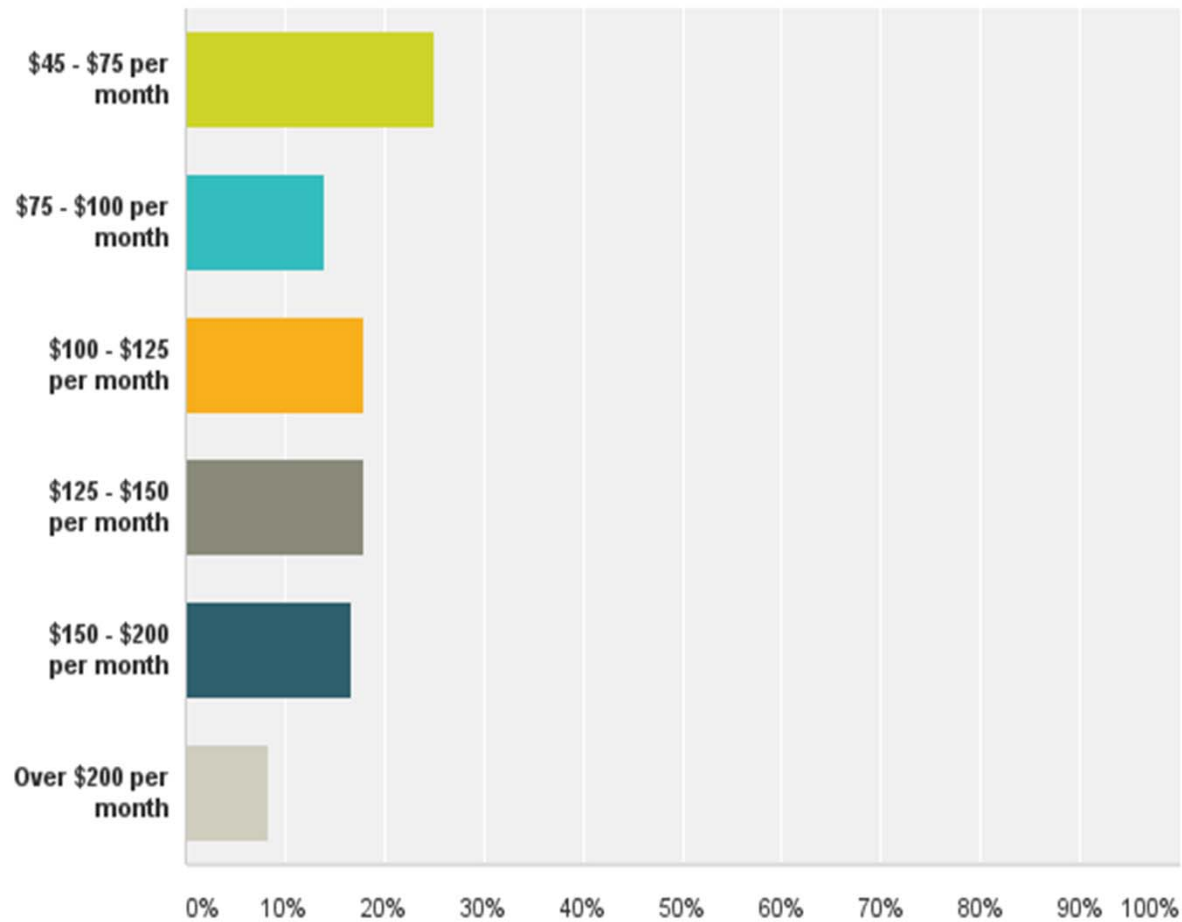
## Business Responses, continued

- Out of the 1,003 businesses staff attempted to survey we received 294 responses (Over 29%)
- 81% rated their service as good or excellent
- 48% didn't know how many years were left on their contract
- 87% said City should explore options to make service more transparent, equitable & stable.

# Survey Results

## Monthly rates for 2 yard dumpster emptied 1x week

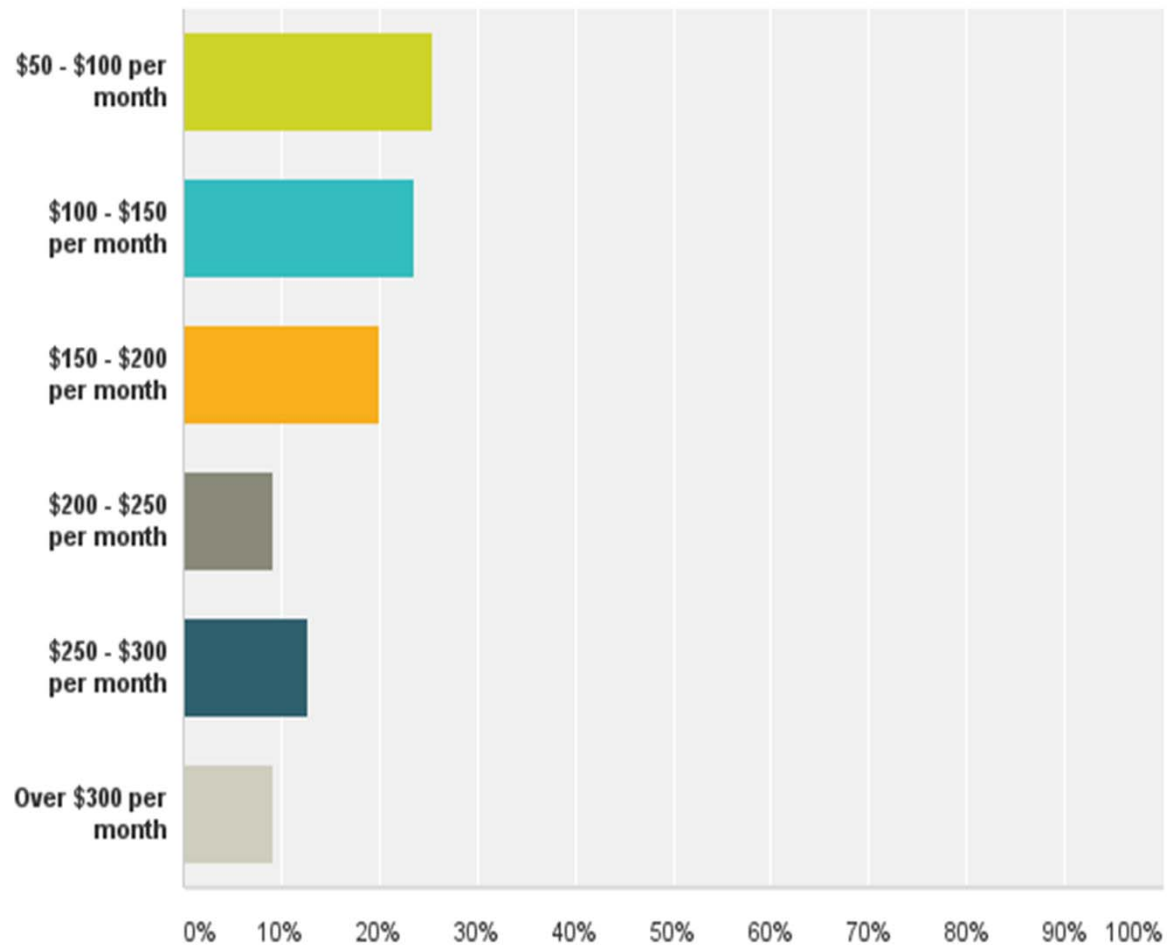
Answered: 72 Skipped: 10



# Survey Results

## Monthly rates for 4 yard dumpster emptied 1x week

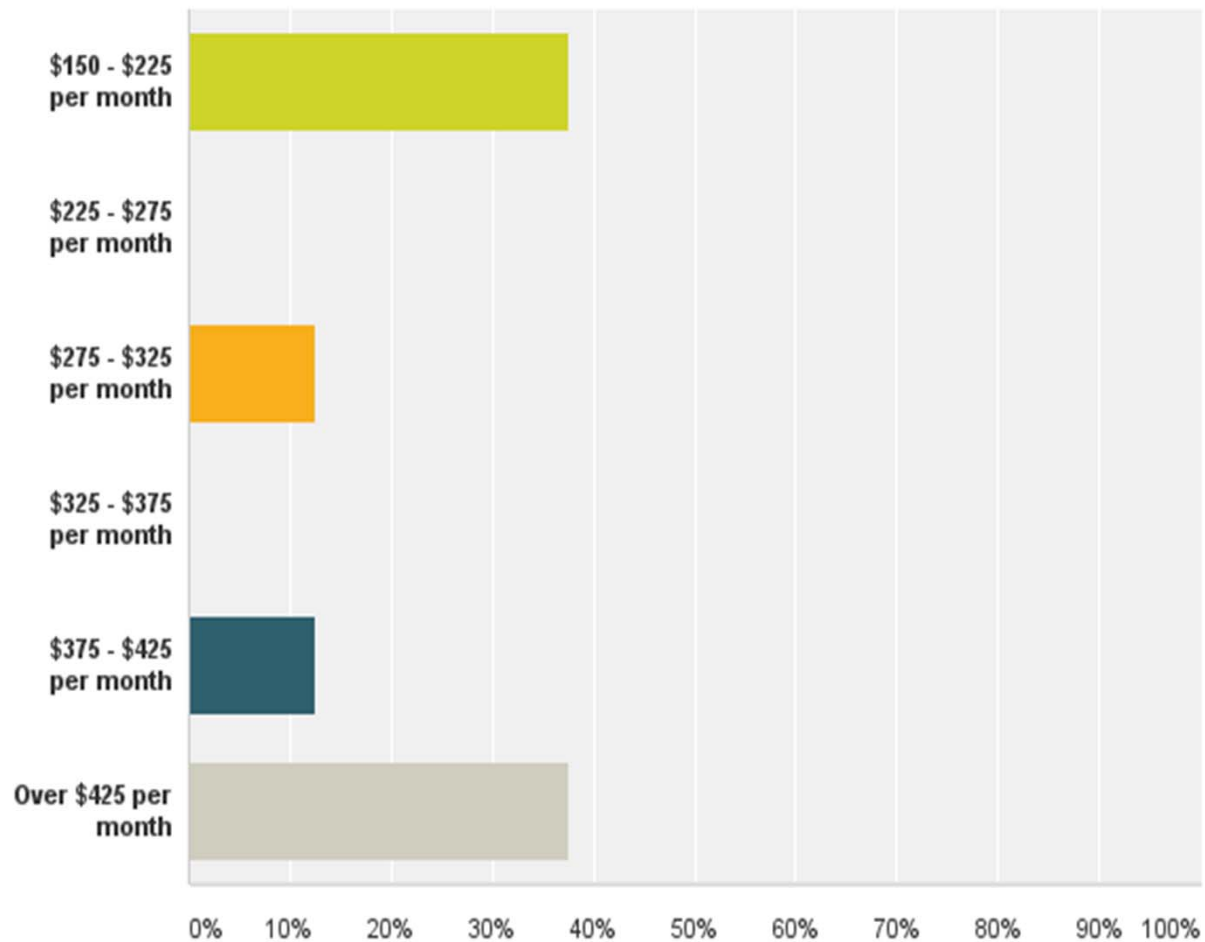
Answered: 55 Skipped: 18



# Survey Results

## Monthly rates for 4 yard dumpster emptied 2x week

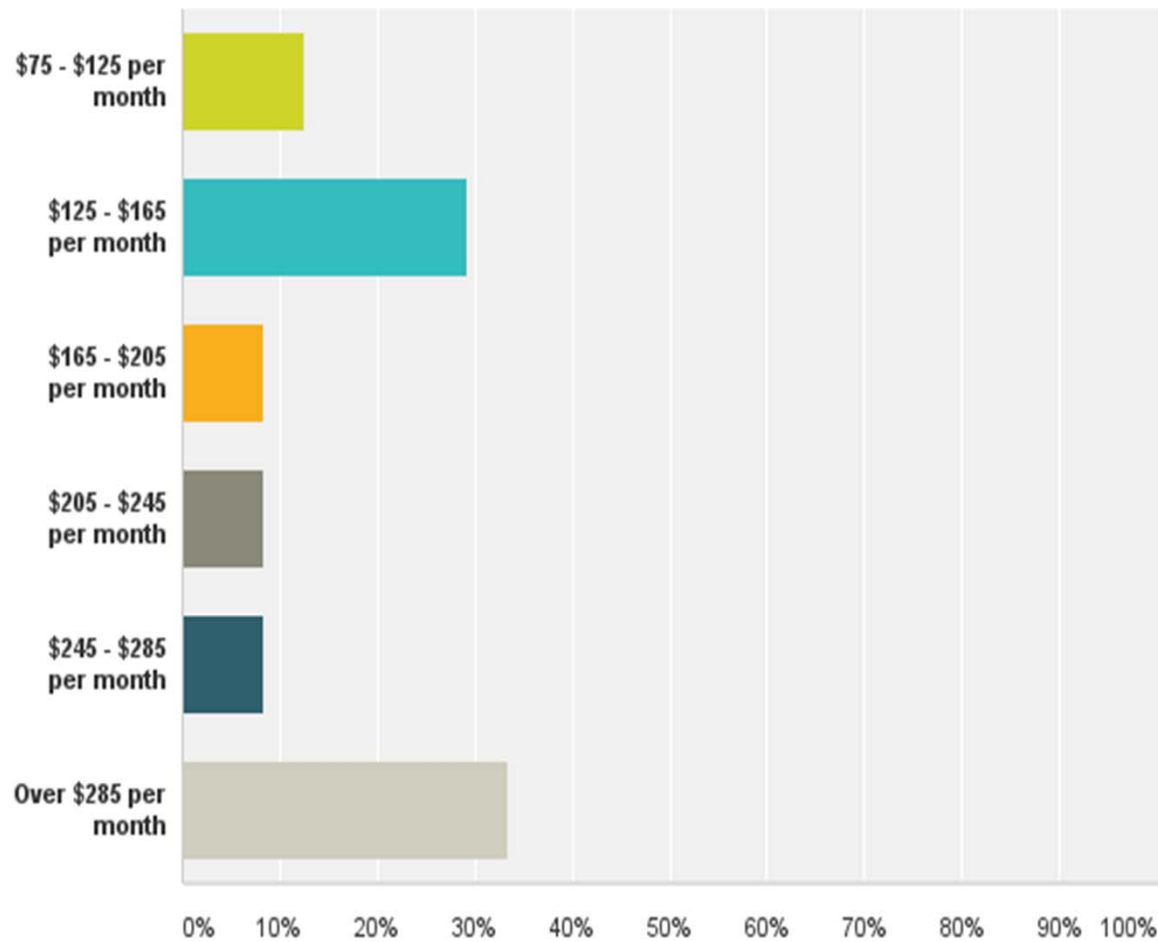
Answered: 8 Skipped: 65



# Survey Results

## Monthly rates for 6 yard dumpster emptied 1x week

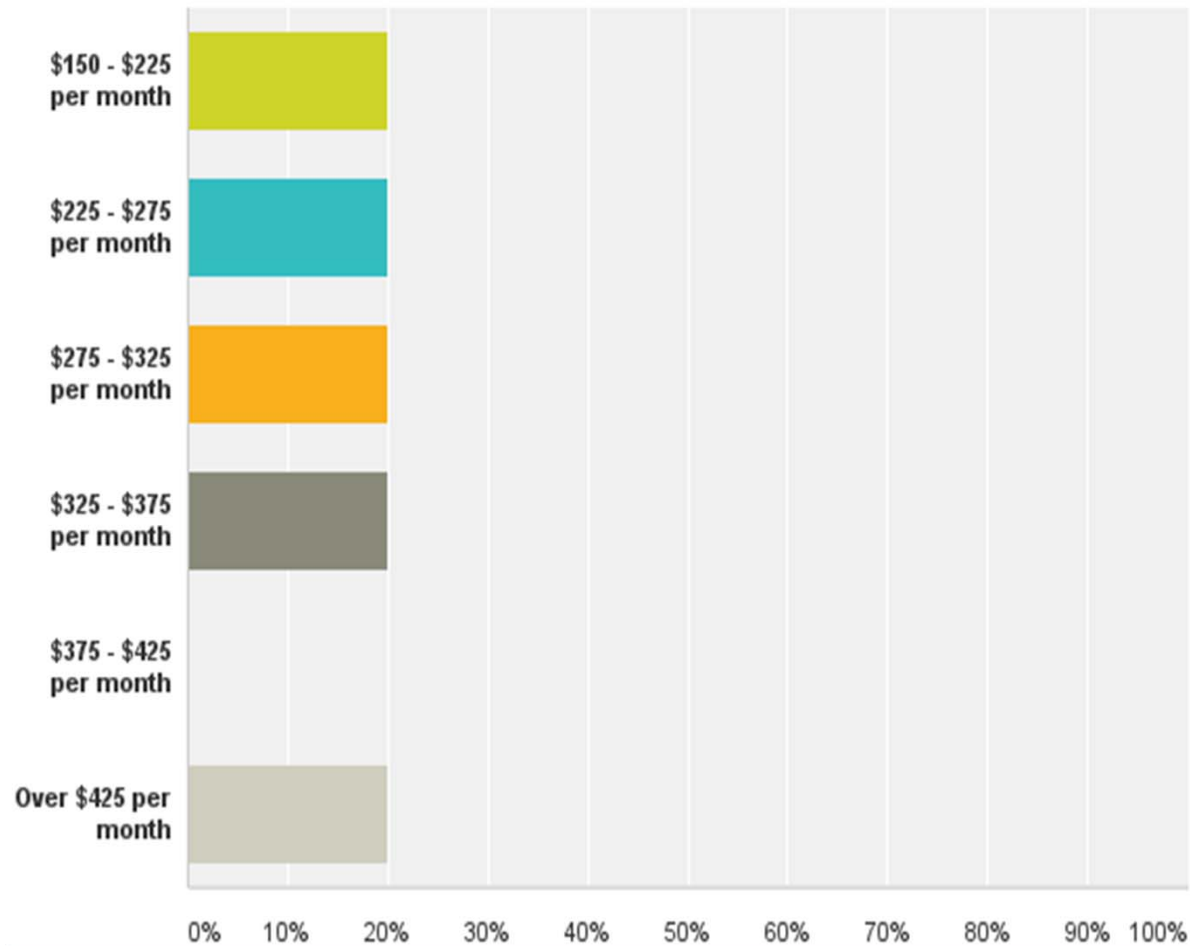
Answered: 24 Skipped: 10



# Survey Results

## Monthly rates for 6 yard dumpster emptied 2x week

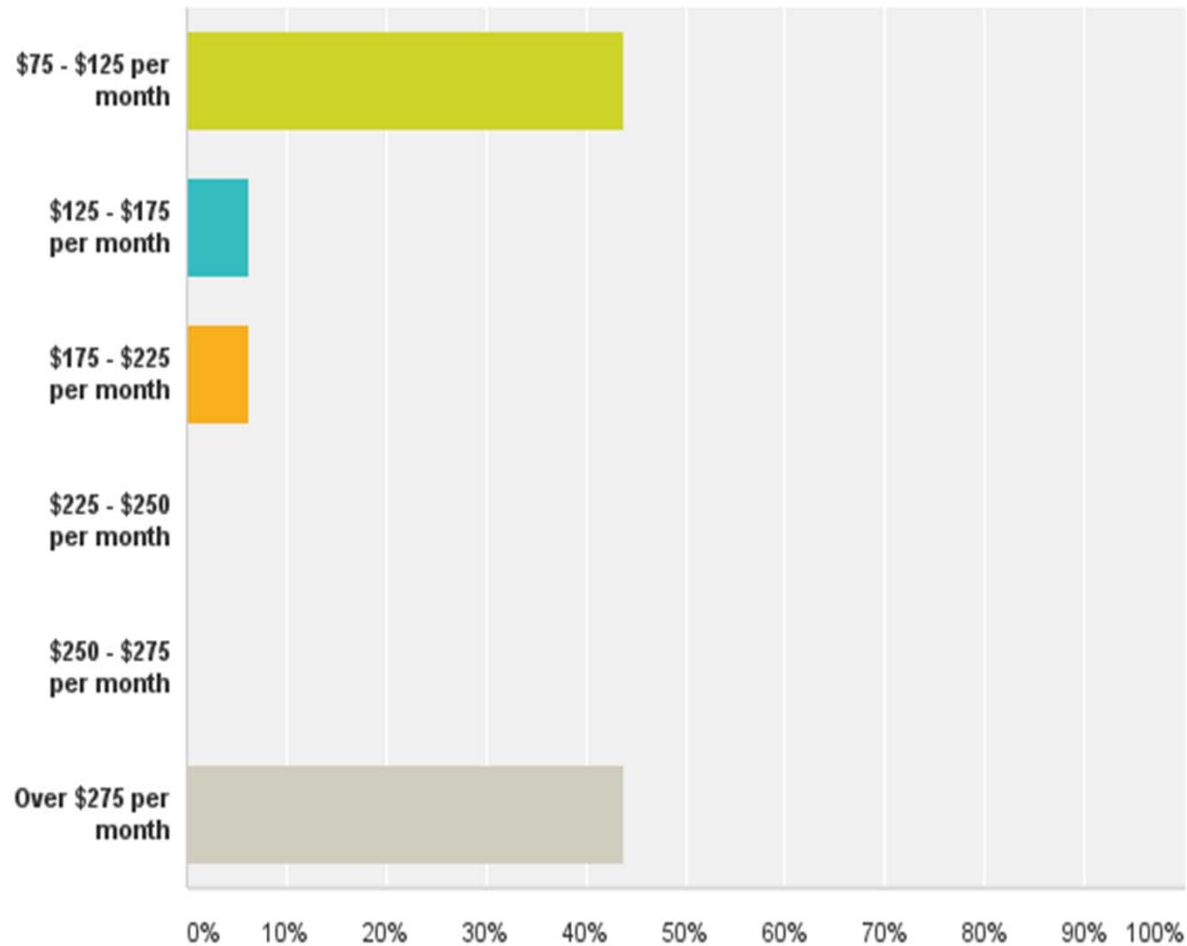
Answered: 5 Skipped: 29



# Survey Results

## Monthly rates for 8 yard dumpster emptied 1x week

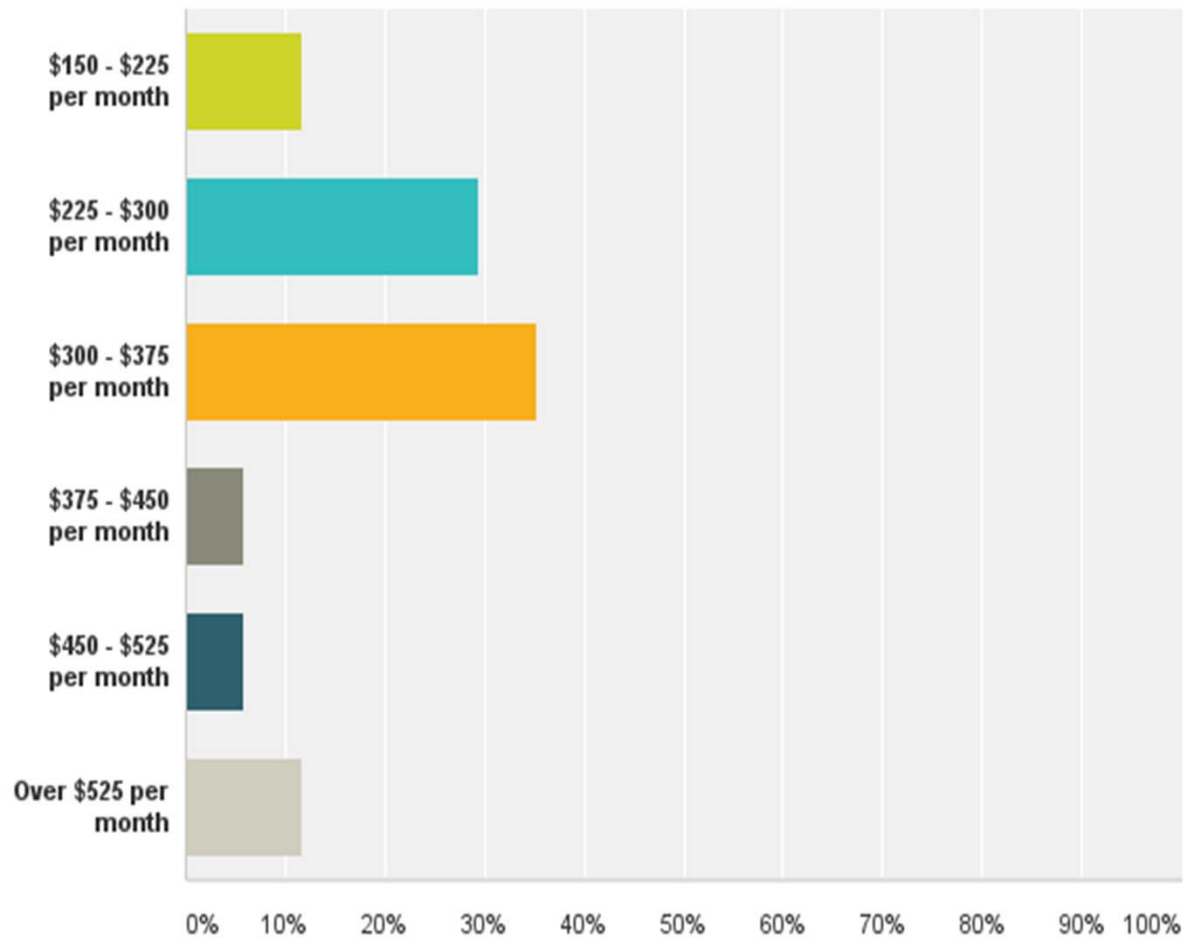
Answered: 16 Skipped: 30



# Survey Results

## Monthly rates for 8 yard dumpster emptied 2x week

Answered: 17 Skipped: 29

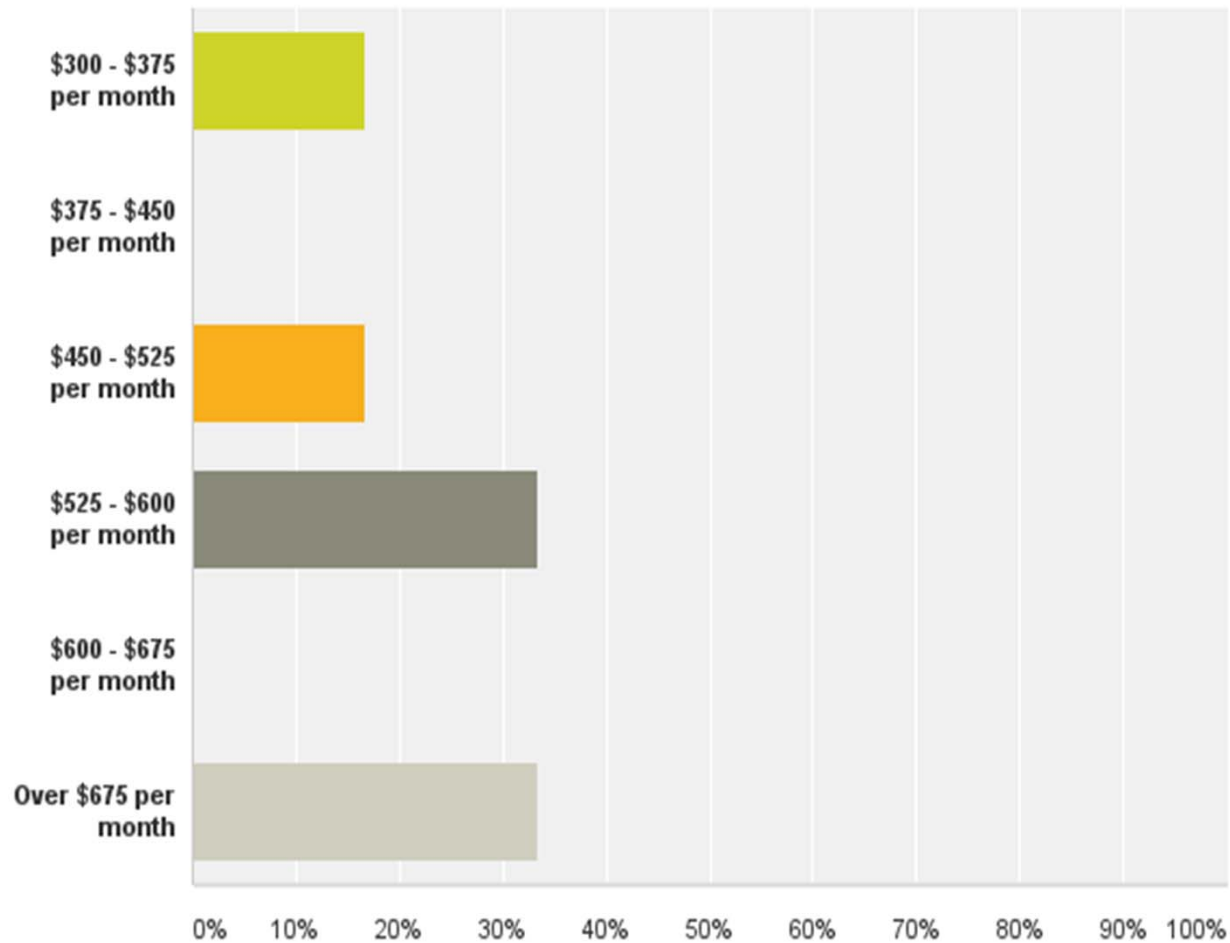




# Survey Results

## Monthly rates for 8 yard dumpster emptied 3x week

Answered: 6 Skipped: 40



# Potential Options

- Maintain the status quo
- Provide some public education to businesses regarding hauler contracts
- Limit hauler contracts to one year by ordinance
- Put out an RFP for a nonexclusive franchise with set prices
- Create one or more exclusive franchises

## Recommendation

Staff recommends that the Committee:

- 1) hear a staff presentation; and
- 2) provide guidance to staff as appropriate.