

STRATEGIC PLANNING DIVISION

**The National Citizen Survey™
Gainesville, FL**

Summary of Findings

April 28, 2008



The National Citizen Survey™ Background



ICMA

Leaders at the Core of Better Communities



- **International City/County Management Association/National Research Center Initiative**
 - Benchmark comparisons
 - Over 160 participants in The NCS in over 40 states
 - Over 500 jurisdictions in full database



Primary Purposes of Survey



**Assess
resident
satisfaction**

**Scientific
approach
to citizen
feedback**

**Evaluate
City
Services**

Uses of Survey Results

Results can be used to:

Monitor trends in resident opinion

Measure government performance

Inform budget, land use, strategic planning decisions

Benchmark service ratings

Study Methodology

- Mailed survey to approximately 1200 residents
 - Three mailings, one week apart beginning January 25th, 2008
 - Random, systematic sampling method
 - Birthday method to select respondent
 - 264 households returned the survey
 - Response rate of 23%

Characteristics of Respondents

Who responded?



22%



48%



26%



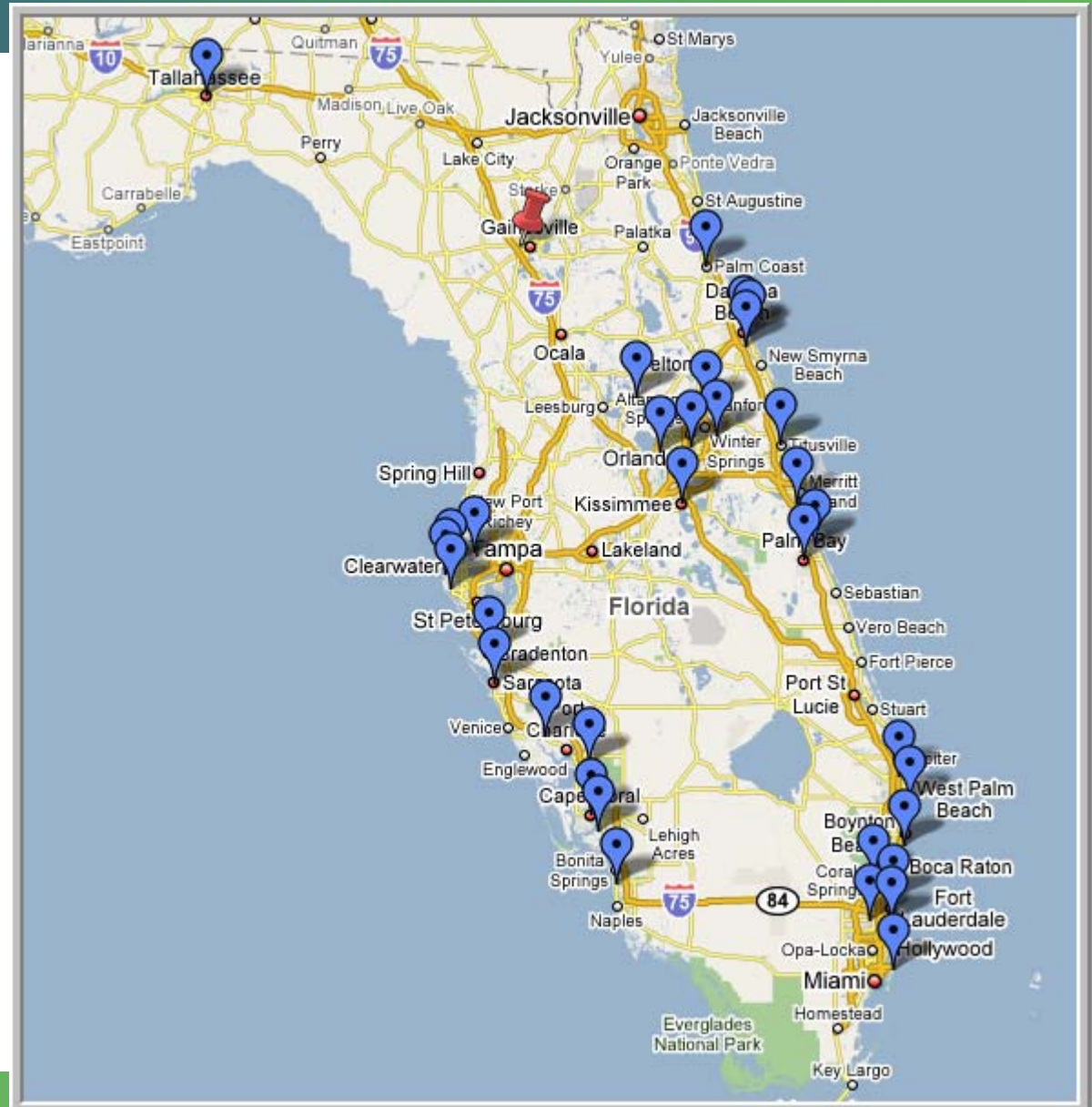
60%



72%

Florida Cities Comparison

- Belleair Beach, FL
- Bonita Springs, FL
- Bradenton, FL
- Cape Coral, FL
- Clearwater, FL
- Cooper City, FL
- Coral Springs, FL
- Dania Beach, FL
- Daytona Beach, FL
- Delray Beach, FL
- Eustis, FL
- Kissimmee, FL
- Melbourne, FL
- Miami Beach, FL
- North Port, FL
- Oakland Park, FL
- Ocoee, FL
- Oldsmar, FL
- Oviedo, FL
- Palm Bay, FL
- Palm Beach, FL
- Palm Beach Gardens, FL
- Palm Coast, FL
- Port Orange, FL
- Sarasota, FL
- Seminole, FL
- South Daytona, FL
- Tallahassee, FL
- Titusville, FL
- Winter Park, FL



STRATEGIC PLANNING DIVISION



Summary of Results

Quality of Life

**Compared to
Florida Cities**

**Gainesville as a place
to live**

78%

**My neighborhood as
a place to live**

73%

**Overall quality of life
in Gainesville**

72%

**Gainesville as a place
to work**

53%



xx%

Percent responding (Excellent + Good)

Quality of Life

Compared to
Florida Cities

72%

Place to
Raise
Children




Above the
Norm

55%

Place to
Retire



Below the
norm



xx%

Percent responding (Excellent + Good)

Community Characteristics

Compared to
Florida Cities

Educational Opportunities

85%

Air Quality

77%

Opportunities to attend cultural activities

75%

Overall image/reputation of Gainesville

70%

Recreational opportunities

69%

Openness and acceptance of the
community towards people of diverse
backgrounds

64%

Sense of community

62%

Above
the norm

xx%

Percent responding (Excellent + Good)

Community Characteristics

Compared to Florida Cities

Overall appearance of Gainesville

67%

Shopping opportunities

53%

Overall quality of new development

50%

Job Opportunities

31%

Similar to the Norm

xx%

Percent responding (Excellent + Good)

Highest Rated Municipal Services

Compared to
Florida Cities




Fire
Services

90%



Ambulance
/EMS

85%



Accessibility
of Parks

75%



Garbage
Collection

74%

Similar to the Norm

xx%

Percent responding (Excellent + Good)

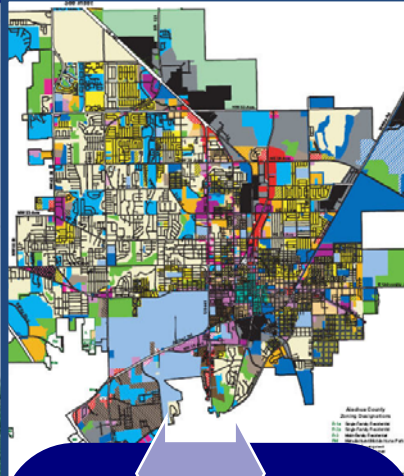
Lowest Rated Municipal Services

Compared to
Florida Cities



Amount of
public
parking

21%



Land use,
planning
and zoning

30%



Traffic
signal
timing

31%



Economic
development

34%

xx%

Percent responding (Excellent + Good)

Mobility and Access

Compared to
Florida Cities

Ease of bicycle travel

66%

Ease of walking

64%

Ease of bus travel

55%

Access to affordable quality food

63%

Access to affordable quality health care

53%

Access to affordable quality housing

35%

Above
the norm

xx%

Percent responding (Excellent + Good)

City Employees

Compared to
Florida Cities

Knowledge of City employees **77%**

Responsiveness of City employees **72%**

Overall impression of City employees **70%**

Above
the norm

xx%

Percent responding (Excellent + Good)

Public Trust

**Compared to
Florida Cities**



53%
Good value for the taxes I pay

Above the Norm



60%
Government welcomes citizen involvement

47%
Pleased with overall direction

44%
City government listens to citizens

Similar to the Norm

Potential Problems

Slow Job Growth

73%

Rapid Population Growth

45%

Traffic Congestion

43%

Homelessness

42%

Percent rating as "major" problem

Conclusions

Strengths

Place to raise children



Bike/Ped Friendly



City Employees




Conclusions

Challenges

Safety in
downtown
and parks
at night



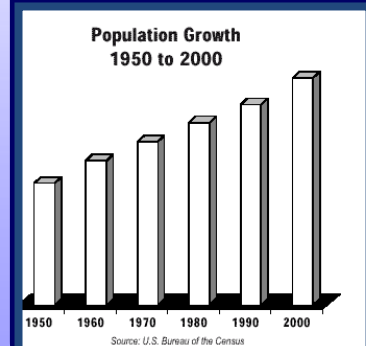
Services to
Seniors



Public
Parking



Rapid
Population
Growth



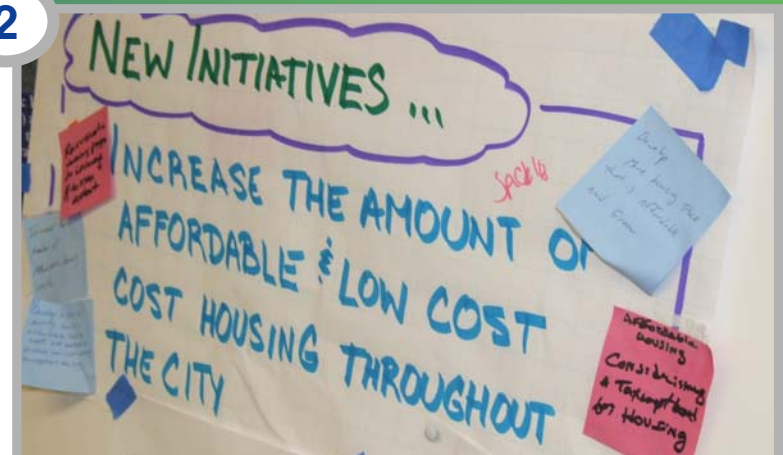
Possible Follow-up Actions

1



Staff workshops

2



Link results to Strategic Initiatives

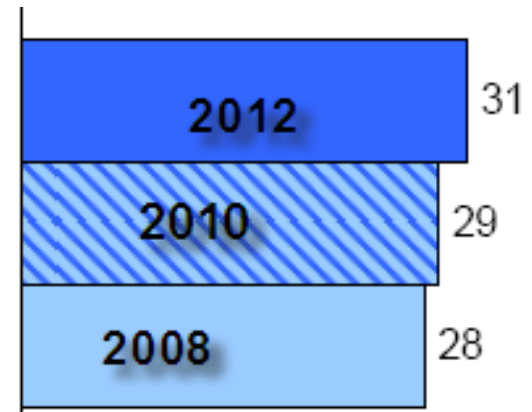
3



Focus Groups

4

Access to affordable housing



Continue to Survey Residents