

#080128a

Conservation and Recreation Tax Referendum


Robert Hutchinson
Alachua Conservation Trust

Jack Hughes
Gainesville Sports Commission




Florida Infrastructure Surtax

- Sales tax
- By law, must be divided between County and municipalities (statutory default or by inter-local agreement)
- Must be adopted by referendum of voters
- May only be for capital expenses, except recreation operations can be funded directly or through an endowment
- Can only be $\frac{1}{2}$ cent or 1 cent (not .25 or .75 cent)
- Collection on calendar year basis




Recent Alachua County Tax Measures

- ▶ Passed the One Cent/One Year/One Courthouse Infrastructure Surtax
- ▶ Did not pass the surtax in 1998 and 2004
- ▶ Passed sales tax for CHOICES
- ▶ Successful property tax measures include: Library District Special District (mid-80s) and Alachua County Forever (2000)



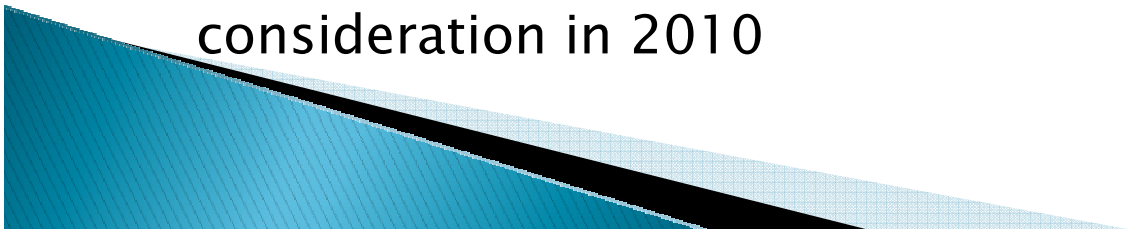
Public opinion poll

- ▶ Funded by the Trust for Public Land and the Gainesville Area Chamber of Commerce
- ▶ Examined a number of “quality of life” capital projects eligible for infrastructure surtax
- ▶ Determined that conservation measures had the highest level of support, followed by schools, roads, and recreation.



The Coalition


- ▶ In 2004, the Healthy Communities Initiative (co-chaired by Bardon and Rutenberg) recommended that funding community needs not be dealt with piecemeal
- ▶ A coalition of community, business, environmental, and recreation leaders have been meeting since mid-2007
- ▶ The coalition's recommendation, agreed to by the Chamber, Sports Commission, and Alachua Conservation Trust boards, is for a conservation and recreation surtax of one half cent for two years be placed on the ballot in November, 2008.
- ▶ A more comprehensive proposal may be brought forward for consideration in 2010



ENVIRONMENTAL LANDS, PARKS AND RECREATION ONE-HALF PERCENT (1 / 2%) SALES TAX


SHALL ALACHUA COUNTY BE AUTHORIZED TO ACQUIRE AND IMPROVE ENVIRONMENTALLY SENSITIVE LANDS TO PROTECT DRINKING WATER SOURCES, WATER QUALITY, AND WILDLIFE HABITAT, AND TO CREATE, IMPROVE AND MAINTAIN PARKS AND RECREATIONAL FACILITIES BY THE LEVY OF A ONE-HALF PERCENT (1 / 2%) SALES TAX FOR TWO (2) YEARS STARTING ON JANUARY 1, 2009, AND ENDING ON DECEMBER 31, 2010, SUBJECT TO CITIZEN OVERSIGHT AND INDEPENDENT AUDIT?

-] FOR the one-half percent sales tax.
-] AGAINST the one-half percent sales tax.




The Split

- ▶ 50:50 between land conservation and recreation
- ▶ Recreation funds are allocated to municipalities proportional to population
- ▶ Each municipality and the County are providing a list of capital projects



Land Conservation Split


- ▶ Total land conservation funds: \$ 19,855,404
- ▶ City of Gainesville (14%) \$ 2,836,300
- ▶ Alachua County Forever (86%): \$ 17,055,404



Proposed Distribution of 1/2 Cent Sales Tax Proceeds


Estimated Funding Amounts for **One** Year

	Alachua County	City of Gainesville	Small Cities	TOTAL
Active Recreation	\$ 998,444	\$ 5,886,952	\$ 1,560,456	\$ 8,445,852
Senior Recreation	\$ 750,000	\$ 750,000	\$ -	\$ 1,500,000
Subtotal Recreation	\$ 1,748,444	\$ 6,636,952	\$ 1,560,456	\$ 9,945,852
Conservation	\$ 8,527,702	\$ 1,418,150	\$ -	\$ 9,945,852
TOTAL	\$ 10,276,146	\$ 8,055,102	\$ 1,560,456	\$ 19,891,704



Comparison of Statutory vs. Proportional Formula for Sales Tax Proceeds (**One** Year)

	Statutory		Proportional formula*		
	Percent	Amount	Population**	Amount	Percent
Alachua County	58.06%	\$ 11,528,935	102,694	\$ 10,276,146	51.75%
Gainesville	35.71%	\$ 7,090,751	121,497	\$ 8,018,802	40.39%
Alachua	2.28%	\$ 452,506	7,854	\$ 565,488	2.85%
Archer	0.36%	\$ 72,394	1,229	\$ 88,488	0.45%
Hawthorne	0.42%	\$ 82,795	1,401	\$ 100,872	0.51%
High Springs	1.36%	\$ 270,428	4,739	\$ 341,208	1.72%
LaCrosse	0.06%	\$ 11,228	195	\$ 14,040	0.07%
Micanopy	0.19%	\$ 36,995	637	\$ 45,864	0.23%
Newberry	1.31%	\$ 260,854	4,787	\$ 344,664	1.74%
Waldo	0.24%	\$ 48,519	831	\$ 59,832	0.30%
Small Cities Subtotal	6.22%	\$ 1,235,718	21,673	\$ 1,560,456	7.86%
TOTAL	100.00%	\$ 19,855,404	245,864	\$ 19,855,404	100.00%



Timeframe

- July 8, 2008: County Commission agreed to advertise the ordinance
- July 28, 2008: Gainesville City Commission to consider Inter-local Agreement
- July 29, 2008: Due date for recreation projects lists to County
- August 12, 2008: County Commission decides whether to place referendum on the November ballot, and agrees to Inter-local Agreement with Gainesville

Election Day

Election Day is Tuesday, November 4,
2008

Summary of Funding Components

Ranked By % Much More Likely to Vote Yes in Favor of Sales Tax Measure if that Particular item receives Funding

Funding	% Much More Likely	% Total More Likely
Preserving land to protect drinking water sources	57%	84%
Protecting water quality of our river, lakes and creeks	57%	82%
Increasing the use of clean energy such as solar in public buildings	53%	77%
Protecting wildlife habitat	49%	74%
Extending the useful life of school buildings through repairs and upgrades	47%	82%
Protecting environmentally sensitive lands	47%	73%
Protecting natural areas	47%	73%
Easing traffic congestion	43%	74%
Maintaining and improving existing roads	42%	78%
Replacing older buses with cleaner, fuel efficient buses and expanding bus routes for the Regional Transit system	42%	71%
Increasing energy efficiency of mechanical and lighting systems in public buildings	41%	69%
Fighting global warming by protecting forest lands	40%	65%
Adding classrooms to existing school buildings	38%	73%

Summary of Funding Components

Ranked By % Much More Likely to Vote Yes in Favor of Sales Tax Measure if that Particular item receives Funding

Funding	% Much More Likely	% Total More Likely
Increasing driver and pedestrian safety	37%	68%
Creating and improving parks	31%	62%
Widening major roads	31%	58%
Reducing time spent at intersections	29%	56%
Building new elementary schools in western Alachua county	28%	57%
Creating and improving recreational trails and boardwalks for walking, hiking and biking	27%	59%
Creating and improving recreation centers	27%	59%
Creating new senior centers	26%	58%
Building new roads	26%	55%
Building a new high school in southwest	24%	52%
Creating and improving arts and cultural facilities	23%	51%
Extending existing roads	21%	53%
Building new ballfields and play fields	19%	48%