

Electronic Plan Review and Process Management ProjectDox Software

080958B

City of Gainesville

Building Inspection Department



March 10, 2009

Issues With Current Plan Review Process



- Limitations for plan submittal due to hours of operation.
- Routing and rerouting of plans to various departments/agencies and applicants takes an average of three days.
- Plan Reviewers need a lot of working area for reviewing plans.
- Storing plan revisions takes a lot of space.
- No central location for plans.
- Comparing revisions takes days to review (instead of hours).
- Applicant has to pick plans up after revisions are made.



80958 B

Current Plan Review Process

Plan Submittal Hours of
Operation 7am-5pm



Building



Site Development

Current Plan Review Process

Typical work space for plan review



Building



Site Development

Current Plan Review Process



8 U958 B

Storing Plan Revisions



Building




Site Development

Current Plan Review Process



Storing Permitted Plans



Site Development


Current Plan Review Process



0958 B



All Project Revisions Awaiting As-builts



The DEAD ZONE – Projects on hold or waiting to be permitted by Owner

Benefits of Electronic Plan Review Process



- Plan submittal can be done 24 hours a day / seven days a week.
- Routing of plans to various departments/agencies and applicants done with ease.
- Plan Reviewer's will review plans and compare revisions on monitors.
- No need to store plan revisions because there will be one central location.
- Comparing revisions will take only hours to review (instead of days).
- Will integrate with Innoprise (Gainesville's Records Application Database).
- Applicant will be notified by email that revisions are completed.



80958 B

ProjectDOX Flow Chart Comparison

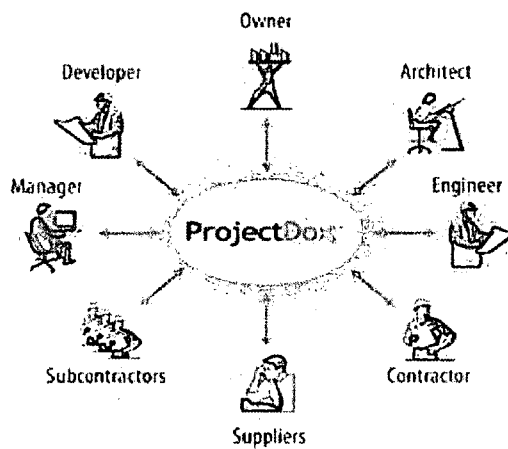
- Current Building/Fire Plan Review and Routing takes approx. 14 days.
- With ProjectDOX software, Building/Fire Plan Review and Routing will take approx. 7 days.
- Reduction of approx. 7 total days of Plan Review and Routing.
- Average of 50% of time and resources to conduct Building/Fire Plan Review and Routing.

What is ProjectDox?



- ProjectDox is a web-based technology solution that runs on Windows server.
- Requires only that end-users have a web browser (such as Internet Explorer).
- Once ProjectDox is up and running, software system administrators can configure and assign roles to users.
- ProjectDox is very secure and users can only access ProjectDox projects by invitation.

Web-Enabled Collaboration



ProjectDox is not an electronic permitting system, but a electronic plan submission and review solution that supports our internal permitting software

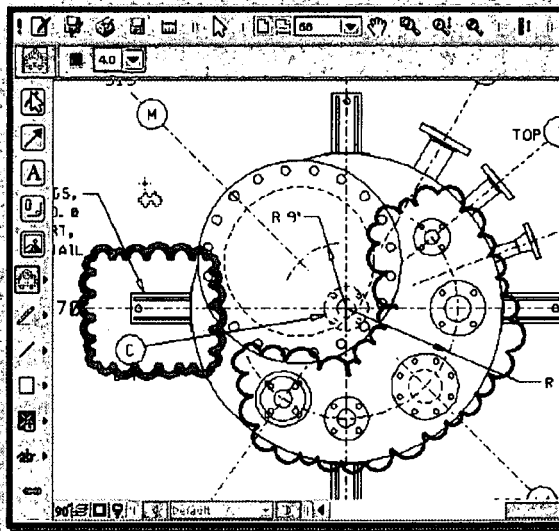
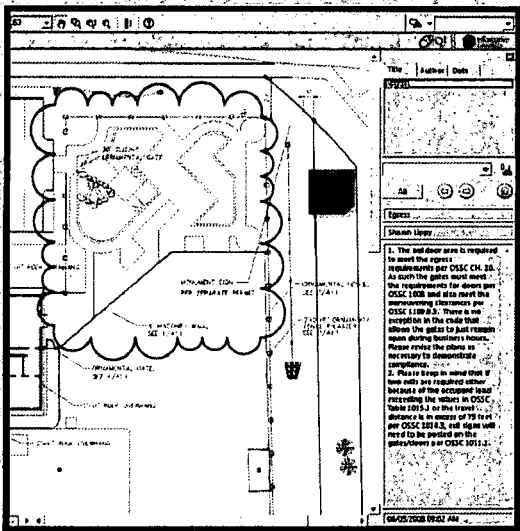


0958 B

How Does ProjectDox Work?

- Users are invited to a project via email from the project administrator.
- ProjectDox provides logins/passwords and a set of permissions based on the type of user role assigned.
- Users can upload nearly any kind of drawing or document into ProjectDox.
- ProjectDox takes each document and makes a version of the file available for use and review by users onscreen, and stores the original. *Original files are never modified or altered in any way.
- Onscreen work (markups) are performed in layers "above" the original document or drawing and all activity associated with each file is recorded without altering the original.

Mark Up Tools Within ProjectDox



Many useful Markup tools are available for Reviewers to make notes or revision requests.

Hyperlink Data Within ProjectDox



080958B

The screenshot displays the ProjectDox interface. On the left, a floor plan is visible with various rooms and corridors. On the right, a document viewer shows the 'ADA Accessibility Guidelines for Buildings and Facilities (ADAAG)'. The document includes a 'TABLE OF CONTENTS' with the following items:

- 1. PURPOSE
- 2. SCOPE
- 3. SMALL BUSINESS STRUCTURES AND CENTERS
- 4. ACCESSIBLE ELEMENTS AND SPACE REQUIREMENTS
- 5. GENERAL
- 6. ADDITIONAL ELEMENTS AND SPACE REQUIREMENTS
- 7. ADDITIONAL ELEMENTS AND SPACE REQUIREMENTS
- 8. ADDITIONAL ELEMENTS AND SPACE REQUIREMENTS
- 9. ADDITIONAL ELEMENTS AND SPACE REQUIREMENTS
- 10. ADDITIONAL ELEMENTS AND SPACE REQUIREMENTS
- 11. ADDITIONAL ELEMENTS AND SPACE REQUIREMENTS
- 12. ADDITIONAL ELEMENTS AND SPACE REQUIREMENTS
- 13. ADDITIONAL ELEMENTS AND SPACE REQUIREMENTS
- 14. ADDITIONAL ELEMENTS AND SPACE REQUIREMENTS
- 15. ADDITIONAL ELEMENTS AND SPACE REQUIREMENTS
- 16. ADDITIONAL ELEMENTS AND SPACE REQUIREMENTS
- 17. ADDITIONAL ELEMENTS AND SPACE REQUIREMENTS
- 18. ADDITIONAL ELEMENTS AND SPACE REQUIREMENTS
- 19. ADDITIONAL ELEMENTS AND SPACE REQUIREMENTS
- 20. ADDITIONAL ELEMENTS AND SPACE REQUIREMENTS
- 21. ADDITIONAL ELEMENTS AND SPACE REQUIREMENTS
- 22. ADDITIONAL ELEMENTS AND SPACE REQUIREMENTS
- 23. ADDITIONAL ELEMENTS AND SPACE REQUIREMENTS
- 24. ADDITIONAL ELEMENTS AND SPACE REQUIREMENTS
- 25. ADDITIONAL ELEMENTS AND SPACE REQUIREMENTS
- 26. ADDITIONAL ELEMENTS AND SPACE REQUIREMENTS
- 27. ADDITIONAL ELEMENTS AND SPACE REQUIREMENTS
- 28. ADDITIONAL ELEMENTS AND SPACE REQUIREMENTS
- 29. ADDITIONAL ELEMENTS AND SPACE REQUIREMENTS
- 30. ADDITIONAL ELEMENTS AND SPACE REQUIREMENTS
- 31. ADDITIONAL ELEMENTS AND SPACE REQUIREMENTS
- 32. ADDITIONAL ELEMENTS AND SPACE REQUIREMENTS
- 33. ADDITIONAL ELEMENTS AND SPACE REQUIREMENTS
- 34. ADDITIONAL ELEMENTS AND SPACE REQUIREMENTS
- 35. ADDITIONAL ELEMENTS AND SPACE REQUIREMENTS
- 36. ADDITIONAL ELEMENTS AND SPACE REQUIREMENTS
- 37. ADDITIONAL ELEMENTS AND SPACE REQUIREMENTS
- 38. ADDITIONAL ELEMENTS AND SPACE REQUIREMENTS
- 39. ADDITIONAL ELEMENTS AND SPACE REQUIREMENTS
- 40. ADDITIONAL ELEMENTS AND SPACE REQUIREMENTS
- 41. ADDITIONAL ELEMENTS AND SPACE REQUIREMENTS
- 42. ADDITIONAL ELEMENTS AND SPACE REQUIREMENTS
- 43. ADDITIONAL ELEMENTS AND SPACE REQUIREMENTS
- 44. ADDITIONAL ELEMENTS AND SPACE REQUIREMENTS
- 45. ADDITIONAL ELEMENTS AND SPACE REQUIREMENTS
- 46. ADDITIONAL ELEMENTS AND SPACE REQUIREMENTS
- 47. ADDITIONAL ELEMENTS AND SPACE REQUIREMENTS
- 48. ADDITIONAL ELEMENTS AND SPACE REQUIREMENTS
- 49. ADDITIONAL ELEMENTS AND SPACE REQUIREMENTS
- 50. ADDITIONAL ELEMENTS AND SPACE REQUIREMENTS
- 51. ADDITIONAL ELEMENTS AND SPACE REQUIREMENTS
- 52. ADDITIONAL ELEMENTS AND SPACE REQUIREMENTS
- 53. ADDITIONAL ELEMENTS AND SPACE REQUIREMENTS
- 54. ADDITIONAL ELEMENTS AND SPACE REQUIREMENTS
- 55. ADDITIONAL ELEMENTS AND SPACE REQUIREMENTS
- 56. ADDITIONAL ELEMENTS AND SPACE REQUIREMENTS
- 57. ADDITIONAL ELEMENTS AND SPACE REQUIREMENTS
- 58. ADDITIONAL ELEMENTS AND SPACE REQUIREMENTS
- 59. ADDITIONAL ELEMENTS AND SPACE REQUIREMENTS
- 60. ADDITIONAL ELEMENTS AND SPACE REQUIREMENTS
- 61. ADDITIONAL ELEMENTS AND SPACE REQUIREMENTS
- 62. ADDITIONAL ELEMENTS AND SPACE REQUIREMENTS
- 63. ADDITIONAL ELEMENTS AND SPACE REQUIREMENTS
- 64. ADDITIONAL ELEMENTS AND SPACE REQUIREMENTS
- 65. ADDITIONAL ELEMENTS AND SPACE REQUIREMENTS
- 66. ADDITIONAL ELEMENTS AND SPACE REQUIREMENTS
- 67. ADDITIONAL ELEMENTS AND SPACE REQUIREMENTS
- 68. ADDITIONAL ELEMENTS AND SPACE REQUIREMENTS
- 69. ADDITIONAL ELEMENTS AND SPACE REQUIREMENTS
- 70. ADDITIONAL ELEMENTS AND SPACE REQUIREMENTS
- 71. ADDITIONAL ELEMENTS AND SPACE REQUIREMENTS
- 72. ADDITIONAL ELEMENTS AND SPACE REQUIREMENTS
- 73. ADDITIONAL ELEMENTS AND SPACE REQUIREMENTS
- 74. ADDITIONAL ELEMENTS AND SPACE REQUIREMENTS
- 75. ADDITIONAL ELEMENTS AND SPACE REQUIREMENTS
- 76. ADDITIONAL ELEMENTS AND SPACE REQUIREMENTS
- 77. ADDITIONAL ELEMENTS AND SPACE REQUIREMENTS
- 78. ADDITIONAL ELEMENTS AND SPACE REQUIREMENTS
- 79. ADDITIONAL ELEMENTS AND SPACE REQUIREMENTS
- 80. ADDITIONAL ELEMENTS AND SPACE REQUIREMENTS
- 81. ADDITIONAL ELEMENTS AND SPACE REQUIREMENTS
- 82. ADDITIONAL ELEMENTS AND SPACE REQUIREMENTS
- 83. ADDITIONAL ELEMENTS AND SPACE REQUIREMENTS
- 84. ADDITIONAL ELEMENTS AND SPACE REQUIREMENTS
- 85. ADDITIONAL ELEMENTS AND SPACE REQUIREMENTS
- 86. ADDITIONAL ELEMENTS AND SPACE REQUIREMENTS
- 87. ADDITIONAL ELEMENTS AND SPACE REQUIREMENTS
- 88. ADDITIONAL ELEMENTS AND SPACE REQUIREMENTS
- 89. ADDITIONAL ELEMENTS AND SPACE REQUIREMENTS
- 90. ADDITIONAL ELEMENTS AND SPACE REQUIREMENTS
- 91. ADDITIONAL ELEMENTS AND SPACE REQUIREMENTS
- 92. ADDITIONAL ELEMENTS AND SPACE REQUIREMENTS
- 93. ADDITIONAL ELEMENTS AND SPACE REQUIREMENTS
- 94. ADDITIONAL ELEMENTS AND SPACE REQUIREMENTS
- 95. ADDITIONAL ELEMENTS AND SPACE REQUIREMENTS
- 96. ADDITIONAL ELEMENTS AND SPACE REQUIREMENTS
- 97. ADDITIONAL ELEMENTS AND SPACE REQUIREMENTS
- 98. ADDITIONAL ELEMENTS AND SPACE REQUIREMENTS
- 99. ADDITIONAL ELEMENTS AND SPACE REQUIREMENTS
- 100. ADDITIONAL ELEMENTS AND SPACE REQUIREMENTS

Side-by-Side Version Plan Review Within ProjectDox

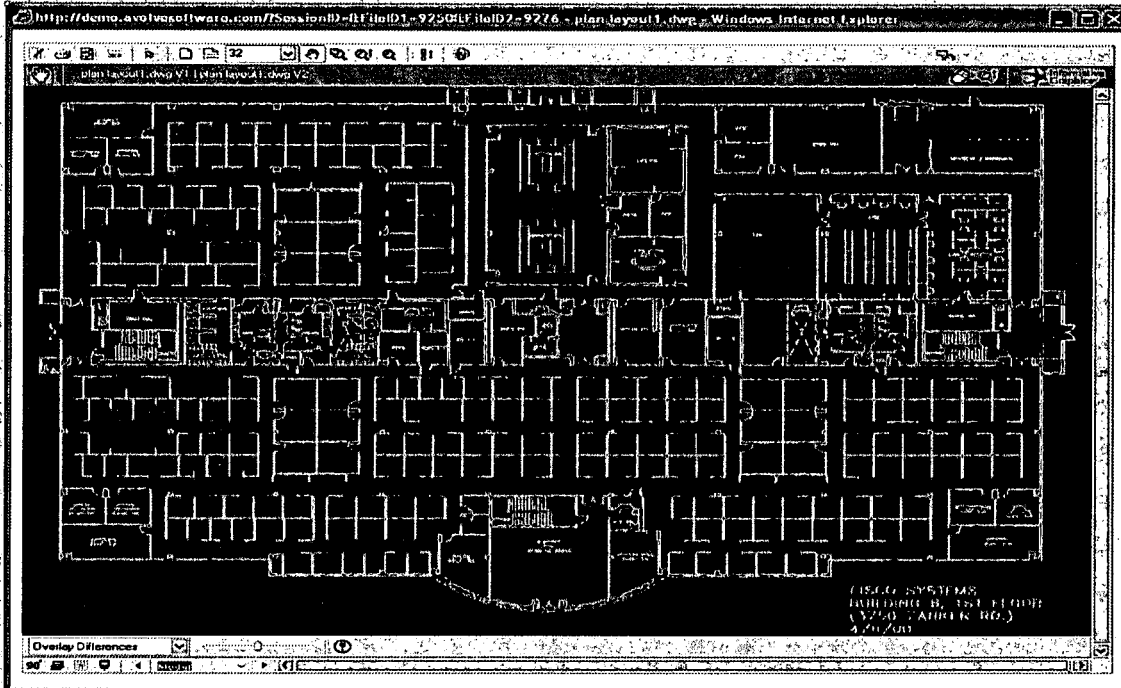


The screenshot displays the ProjectDox interface in 'Side-by-Side' view. Two identical floor plans are shown side-by-side, allowing for direct comparison of different versions or configurations of the plan. The interface includes a toolbar at the top and a status bar at the bottom.

Overlay Version Plan Review Within ProjectDox



080958B



More ProjectDox Features



Change Notifications

Personal Stamps and Notes

**View & Markup Over 150 Drawing,
Image and Document File Formats**

Self-Serve Plan Set Ordering

Customizable



080958B

Cost Savings

\$ Labor costs:

- Driving and cost of fuel
- Reviewing plans

\$\$ Going GREEN:

- Saves on paper costs
- Saves trees by saving on paper
- Reduces carbon monoxide and hydrocarbons (fewer cars on the road)

\$\$\$ Projectdox estimates that the total estimated savings to go electronic is 20% annually.



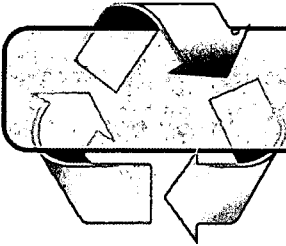
Disadvantages / Advantages

Disadvantages/Challenges

- Restructuring paper processes to electronic.
- Legality of electronic documentation (wet signatures).
- Copy protection of approved plan.
- Resistance to electronic process.
- Providing documentation/support to public users.

Advantages



- Fast, efficient way to allow plans submittals.
- Reduces/eliminates paper waste (GREEN!).
- Gets plans to your plan reviewers quickly.
- Customizable electronic workflows.
- Automated email notifications that provide real-time status and alerts to all project stakeholders and review departments.
- Allows self-serve access to applicant's plans.
- Archiving.



Sustainable


080958 B

Efficient Review



Paperless

Cost Savings





ProjectDox[®]



This is the Savings Tab. Please enter data on the Input Tab

Jurisdiction Plan Review Resource Costs & Savings

<i>Average review time savings using ProjectDox</i>		<i>20%</i>	
	Per Plan Review	Annual Savings	
Total average man hours spent reviewing paper plans	30.00	90,000	Hours
Savings in plan review man hours using ProjectDox	6.00	18,000	Hours Saved
Total average plan review cost to review paper plans	\$1,212	\$3,634,615	Actual Cost
Savings in plan review cost using ProjectDox	\$242	<u>\$726,923</u>	Jurisdiction Savings

Environmental Impact - Travel Time and Fuel Cost Savings

Does not include travel time or costs between remote jurisdiction review departments or to outside consulting / review agencies

	Savings Per Plan Review	Annual Savings	
Total Miles Driven	120	360,000	Miles
Totals Gallons of Gas Used	8.00	24,000	Gallons
Cost of Fuel Used	\$28.00	\$84,000	Fuel Cost
Hours of Driving	#####	8,000	Hours
Cars on the Road	8	24,000	Cars
Pounds of Carbon Monoxide Released	6	17,445	lbs of Carbon Monoxide
Pounds of Hydrocarbons Released	1	2,300	lbs of Hydrocarbons

Plan Review Paper Impact and Applicant Cost Savings

Does not include any reprinting or copies made at the jurisdiction

	Savings Per Plan Review	Annual Savings	
Total Number of Drawing Sheets	240	720,000	Drawing Sheets
Pounds of Paper Saved	32	96,000	Pounds of Paper
Tons of Paper Saved	0.02	48	Tons of Paper
Number of Trees Saved	0.04	119	Trees
Applicant's Total Cost of Paper Saved	\$216	\$648,000	Applicant Savings