



HISTORIC PRESERVATION BOARD (HPB)

September 1, 2020 (Virtual Meeting)

Staff Report | HP 20-03 Part II Ad Valorem Tax Exemption

Owner/Applicant:	Joyce E. Bono, owner
Property Address:	719 NE 5th Street
Parcel(s):	12309-000-000
Year Built:	Pre-1928 (FMSF)
Contributing Status:	Contributing
District:	NE Residential Historic District
FL Master Site File #:	8AL612
Current zoning:	RSF-3
Existing uses on the site:	Single-Family Residential
Requested action:	Ad Valorem Tax Exemption (Part II) for construction of masonry walls on the east and north property lines with a fence on the northeast corner, add awnings on the front and rear, reconstruct a freestanding garage, and interior remodeling for an existing single-family dwelling.

All required application materials have been received. All fees have been paid. All required notices have been made.



Figure 1- Location Map

SUMMARY OF REQUEST AND BACKGROUND INFORMATION:

This project was approved through Certificate of Appropriateness (COA) HP-18-107 on November 6, 2018, and HP-20-03 on February 4, 2020. A Part I Ad Valorem Tax Exemption was also reviewed and approved at this meeting. The applicant has completed the Part II Ad Valorem Tax Exemption and seeks review of the completed work.

APPLICABLE GUIDELINES:

[Secretary of the Interior's Standards for Rehabilitation](#)
[Historic Preservation Rehabilitation and Design Guidelines](#)
[City of Gainesville Comprehensive Plan: Historic Preservation Element](#)
[City of Gainesville Code of Ordinances](#)

ANALYSIS:

The improvements completed match those approved through the COA and the Part I Ad Valorem Tax Exemption Application.

STAFF RECOMMENDATION:

Staff finds that the requested action, as presented, is consistent with the City of Gainesville's Code of Ordinances – Article IV Tax Exemption for Historic Properties.

Staff recommends:

Approval of HP-20-03 Part II Ad Valorem Tax Exemption

MOTION TO CONSIDER:

I move to **approve or deny** HPB case number HP-20-03 Part II Ad Valorem Tax Exemption;

AND I move that the HPB make the following findings of fact and conclusions of law part of the record:

That HPB case HP-20-03 Part II Ad Valorem Tax Exemption, as presented, **is or is not** substantially compliant with the Secretary of the Interior's Standards, and the Historic Preservation, Rehabilitation, and Design Guidelines to warrant approval at this time.

LIST OF EXHIBITS:

EXHIBIT 1 HP 20-03 Part II Ad Valorem Tax Exemption Application and Backup Materials

Respectfully Submitted,



Salvatore J. Cumella
Historic Preservation Planner



HISTORIC PRESERVATION PROPERTY TAX EXEMPTION APPLICATION PART 2 – FINAL APPLICATION FOR REVIEW OF COMPLETED WORK

Instructions: Upon completion of the restoration, rehabilitation or renovation, return this form with photographs of the completed work (both exterior and interior views for buildings) to the the City of Gainesville Historic Preservation Office, as applicable. These photographs must provide a comprehensive description of the completed work. They should be the same views as the before photographs included in the Preconstruction Application. Type or print clearly in black ink. The final recommendation of the Division of Historical Resources or the Local Historic Preservation Office, as applicable, with respect to the requested historic preservation property tax exemption is made on the basis of the descriptions in this Request for Review of Completed Work.

1. Property identification and location:

Property Identification Number 12309 -000-000
Address of property: Street 719 NE 5th Street
City Gainesville County Alachua Zip Code 32601

2. Data on restoration, rehabilitation or renovation project:

Project starting date: October 2018 Project completion date July 2020
Estimated cost of entire project: \$ 200K
Estimated costs attributed solely to work on historic buildings or archaeological sites: \$ 200K

3. Owner attestation: I hereby apply for the historic preservation property tax exemption for the restoration, rehabilitation or renovation work described above and in the Preconstruction Application for this project which received approval on Feb 4, 2020. I hereby attest that the information provided is, to the best of my knowledge, correct, and that in my opinion the completed project conforms to the Secretary of the Interior's Standards for Rehabilitation and Guidelines for Rehabilitation Historic Buildings, and is consistent with the work described in the Preconstruction Application. I also attest that I am the owner of the property described above, if the property is not owned by an individual, that I am the duly authorized representative of the owner. Further, by submission of this application, I agree to allow access to the property by representatives of the Division of Historical Resources or the Local Historic Preservation Office, where such office exists, and appropriate representatives of the local government form which the exemption is being requested, for the purpose of verification of information provided in this application. I understand that, if the requested exemption is granted, I will be required to enter into a Covenant with the local government granting the exemption in which must agree to maintain the character of the property and the qualifying improvements for the term of the exemption. I also understand that falsification of factual representations in this application is subject to criminal sanctions pursuant to the Laws of Florida.

* initial COA 11-6-2018
* REVISED COA 2-4-2020

Name JOYCE BONO Signature [Signature] Date 7/21/2020
Title Homeowner Organization Name
Mailing Address 719 NE 5th St.
City GNV State FL Zip Code 32601
Daytime Telephone Number (651) 488-6704

List Additional Owners:

Name _____

Street _____

City _____ State _____ Zip Code _____

Name _____

Street _____

City _____ State _____ Zip Code _____

If there are additional owners, provide the indicated information for each on a separate sheet of paper.

PART 2 – FINAL APPLICATION FOR REVIEW OF COMPLETED WORK
For Local Historic Preservation Office or Division Use Only

Property Identification Number _____

Property Address _____

The () Local Historic Preservation Office () Division has reviewed Part 2 (Request for Review of Completed Work) of the Historic Preservation Property Tax Exemption Application for the above named property and Hereby:

() Determines that the completed improvements to the above referenced property are consistent with the Secretary of the Interior's Standards for Rehabilitation and Guidelines for Rehabilitation Historic buildings, and the criteria set forth in Chapter 1A-38, F.A.C., and, therefore, recommends approval of the requested historic preservation tax exemption.

() Determines that the completed improvements to the above referenced property are not consistent with the Secretary of the Interior's Standards for Rehabilitation and Guidelines for Rehabilitation Historic buildings, and the criteria set forth in Chapter 1A-38, F.A.C., and, therefore, recommends denial of the requested historic preservation tax exemption.

Review Comments: _____

Additional comments attached? Yes () No ()

Signature _____

Typed or printed name _____

Title _____

Date _____



Front Elevation demonstrating new paint work, new porch stoop with tile, new walks and pavers at drive.



New replacement garage at rear corner of lot, new pavers at driveway.



Living room showing reworked original entry door, repainted brick fireplace facing and refinished mantle. Also noteworthy are original sash windows and refinished oak floors.



Side porch, screen replaced, new cypress ceiling, new tile floor.



Original French doors to side porch, new built in bookcases.



Original wood windows restored.



New Kitchen cabinets and counters, appliances and oak flooring to match the original. Original archways were maintained.



Bathroom is all new finishes and reconfigured. The original window remains the constant.



New rear porch, new rear garage to the left with only masonry arch saved from old garage.



View of new rear porch and new courtyard wall and brick paving.



South view of Cortyard wall at rear, and side view of reconstructed garage and saved archway.



North view of Courtyard showing new porch and courtyard wall.



City of Gainesville
Department of Doing
Planning Division

PO Box 490, Station 11
Gainesville, FL 32627-0490
306 NE 6th Avenue
P: (352) 334-5022
F: (352) 334-2648

HISTORIC PRESERVATION BOARD STAFF REPORT

PUBLIC HEARING DATE:	February 4, 2020
ITEM NO:	#1 under New Business
PROJECT NAME AND NUMBER:	Bono site plan at 719 NE 5 th Street, HP-20-00003
APPLICATION TYPE:	Quasi-Judicial COA: Masonry wall over 6 feet tall.
RECOMMENDATION:	Staff recommends approval of the Part 1 ad valorem tax exemption.
CITY PROJECT CONTACT:	Jason Simmons

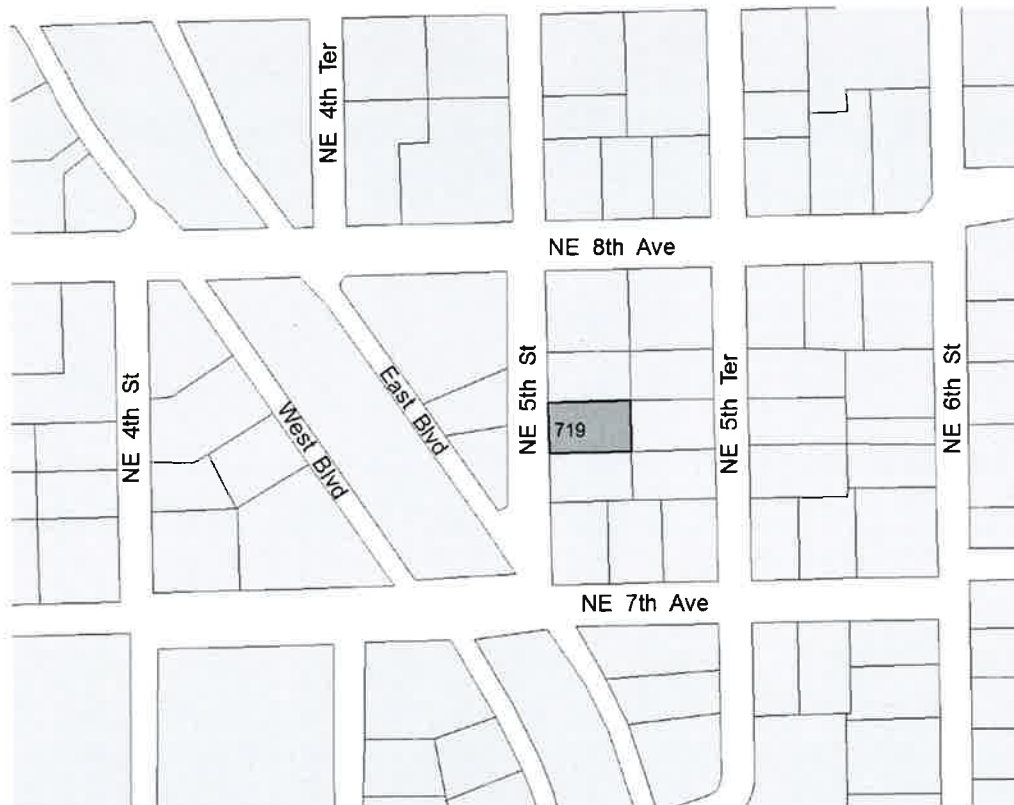


Figure 1: Location Map

APPLICATION INFORMATION:

Property Owner(s): Joyce E. Bono

SITE INFORMATION:

Address: 719 NE 5th Street.
Parcel Number(s): 12309-000-000
Existing Use(s): Single-Family Residential
Zoning Designation(s): RSF-3
Historic District: Northeast
Historic District Status: Contributing
Date of construction: c. 1926 (AL County Property Appraiser's Office)

PURPOSE AND DESCRIPTION:

Joyce E. Bono, owner. Ad valorem tax exemption for construction of masonry walls on the east and north property lines with a fence on the northeast corner, add awnings on the front and rear, reconstruct a freestanding garage, and interior remodeling for an existing single-family dwelling. Located at 719 NE 5th Street. This building is contributing to the Northeast Residential Historic District. Related to Petition HP-18-00107.

STAFF REVIEW AND RECOMMENDATION:

EXISTING

The existing structure is the Lewis House, a one-story single family house with a flat roof and parapet on concrete block stucco walls, located at 719 NE 5th Street. There is a chimney located on the exterior front elevation with a tile cap and stucco covering. Ornamental exterior features include a porched head door and doorway and a car portal. The c. 1926 house is a Mediterranean Revival house of approximately 1,473 square feet that represents a typical Gainesville dwelling of the 1920's. The contributing garage structure in the southeast corner of the property was damaged by a fallen oak tree during Hurricane Irma in 2017. The previous owner received a Certificate of Appropriateness in May of 2018 for a partial demolition of the garage, including all of the roof, and the south and west walls. There was preservation of an archway between the garage and the house and the north and east walls were lowered to waist height.

PROPOSED

The proposed project includes the addition of masonry walls on the north and east property lines, including a wood fence adjacent to a large tree at the northeast property corner. Both the wall and

fence will be 8 feet in height. The reconstruction of the freestanding garage will occur on the southeast corner of the lot with a request to modify the south and east side setback. The project includes the installation of a metal bracket to support a tile roof awning over the front entrance area. Also on the front elevation will be the installation of a fabric awning to be placed over the front window. There will also be a metal roof installed over the rear porch and the French doors on the rear elevation of the house.

REVIEW

The review is based on the Secretary of the Interior's Standards and City of Gainesville's *Historic Preservation Rehabilitation & Design Guidelines*.

Basis for Approval – Secretary of the Interior's Standards for Rehabilitation

Consideration of a Certificate of Appropriateness application is pursuant to Section 30-3.5 of the Land Development Code and the Secretary of Interior's Standards for Rehabilitation which serves as the basis for the City of Gainesville's Historic Preservation Rehabilitation and Design Guidelines. The Historic Preservation Board shall adhere to the preservation principles of maintaining historic fabric and compatibility with surrounding properties. The Historic Preservation Board reviewed the application for a Certificate of Appropriateness for the exterior work proposed for this project and approved the proposed work at the November 6, 2018 Historic Preservation Board meeting, under Petition HP-18-107 (see Exhibit 3).

Section 25-61 *et seq* of the City Code of Ordinances (see Exhibit 1) authorizes ad valorem tax exemptions for historic properties. As part of its review, the Historic Preservation Board must determine whether "the proposed improvement is consistent with the *Secretary of the Interior's Standards for Rehabilitation and Guidelines for Rehabilitating Historic Buildings* and is therefore an eligible improvement." Staff will assess the application relative to each standard.

The relevant Secretary of the Interior's Standards (Department of Interior regulations, 36 CFR 67) for this project are listed below:

1. *A property shall be used for its historic purpose or be placed in a new use that requires minimal change to the defining characteristics of the building and its site and environment.*

&

2. *The historic character of a property shall be retained and preserved. The removal of historic materials or alteration of features and spaces that characterize a property shall be avoided.*

Compatible – The property will maintain its historic residential use. The applicant will maintain the architectural features and the spatial relationships that characterize the structure and its site and environment. The reconstructed garage will use materials to match the existing house including stucco siding and the rear porch will use stucco walls with a metal roof and arch detail to match the existing structure.

3. Each property shall be recognized as a physical record of its time, place, and use. Changes that create a false sense of historical development, such as adding conjectural features or architectural elements from other buildings, shall not be undertaken.

&

4. Most properties change over time; those changes that have acquired historic significance in their own right shall be retained and preserved.

Compatible – The applicant's proposed work does not create a false sense of development or remove any features that have acquired historic significance in their own right.

5. Distinctive features, finishes, and construction techniques or examples of craftsmanship that characterize a property shall be preserved.

&

6. Deteriorated historic features shall be repaired rather than replaced. Where the severity of deterioration requires replacement of a distinctive feature, the new feature shall match the old in design, color, texture, and other visual qualities and, where possible, materials. Replacement of missing features shall be substantiated by documentary, physical, or pictorial evidence.

Compatible – The proposed work will not adversely affect distinctive features, materials, or finishes. The stucco exterior of the contributing structure will be matched on the reconstructed garage and the clay tile over the entry door is compatible with the architectural style of the contributing structure.

9. New additions, exterior alterations, or related new construction shall not destroy historic materials that characterize the property. The new work shall be differentiated from the old and shall be compatible with the massing, size, scale, and architectural features to protect the historic integrity of the property and its environment.

Compatible – The proposed exterior work including the reconstructed garage and the awnings over the front and rear porch is compatible with the materials, design and architectural features of the principal building.

RECOMMENDATION

Staff recommends approval of the ad valorem tax exemption application and finds that the property is an eligible property because it is a contributing structure.

BACKGROUND:

A staff approved Certificate of Appropriateness (HP-18-00054) was issued on May 23, 2018, for the partial demolition of the detached garage that suffered tree damage in the wake of Hurricane Irma in 2017.

POST-APPROVAL REQUIREMENTS:

Requirements to be met after the vote on the Certificate of Appropriateness include any staff recommended conditions and any conditions that may be imposed by the Historic Preservation Board. The proposed work will need to obtain the appropriate building permits which will be reviewed by the historic preservation staff.

LIST OF EXHIBITS:

- Exhibit 1** **City of Gainesville Code of Ordinances Sec. 25-65**
- Exhibit 2** **COA Application & Part 1 Tax Exemption Preconstruction Application with Photographs and Elevations**
- Exhibit 3** **COA HP-18-00107**

Exhibit 1 City of Gainesville Code of Ordinances Sec. 25-65

Sec. 25-65. - Procedure for obtaining tax exemption.

- (a) Application. An applicant (owner of record or authorized agent) seeking an ad valorem tax exemption for historic properties must file with the city manager or designee the two-part Historic Preservation Property Tax Exemption Application with "Part 1: Preconstruction Application" (Part 1) completed. In addition, the applicant shall submit the following:
- (1) A completed application for a Certificate of Appropriateness for the qualifying restoration, renovation, or rehabilitation.
 - (2) An application fee of not more than five hundred dollars (\$500.00) to be determined by the city manager or designee based on the estimated cost of the work to be performed and the administrative costs to be incurred by the city in processing the application and monitoring compliance.
- (b) Review by property appraisers office. Upon receipt of the preconstruction application, the city manager or designee will transmit the application to the Alachua County Property Appraiser's office, which will review and provide an estimate of the probable increase in the appraisal of the property to the applicant and the City. The applicant can withdraw the application within forty-five (45) days of receiving the estimate and be reimbursed for the filing fee.
- (c) Review by historic preservation board.
- (1) The City of Gainesville Historic Preservation Board (HPB) shall review Part 1 applications for exemptions. The HPB shall determine whether the property is an eligible property and whether the Part 1 proposed improvement is consistent with the Secretary of Interior's Standards for Rehabilitation and Guidelines for Rehabilitating Historic Buildings and is therefore an eligible improvement.
 - (2) For improvements intended to protect or stabilize severely deteriorated historic properties or archaeological sites, the HPB shall apply the following additional standards:
 - a. Before applying protective measures that are generally of a temporary nature and imply future historic preservation work, an analysis of the actual or anticipated threats to the property shall be made.
 - b. Protective measures shall safeguard the physical condition or environment of a property or archaeological site from further deterioration or damage caused by weather or other natural, animal or human intrusions.
 - c. If any historic material or architectural features are removed, they shall be properly recorded and, if possible, stored for future study or reuse.
 - d. Stabilization shall reestablish the structural stability of a property through the reinforcement of loadbearing members or by arresting material deterioration leading to structural failure. Stabilization shall also reestablish weather resistant conditions for a property.
 - e. Stabilization shall be accomplished in such a manner that it detracts as little as possible from the property's appearance. When reinforcement is required to reestablish structural stability, such work shall be concealed wherever possible

so as to not intrude upon or detract from the aesthetic and historical quality of the property, except where concealment would result in the alteration or destruction of historically significant material or spaces.

- (3) For applications submitted under the provisions of section 25-64, the HPB shall also determine that the property meets the standards set forth in that section.
 - (4) The HPB shall notify the applicant and the city commission in writing of the results of its review and shall make recommendations for correction of any planned work deemed to be inconsistent with the requirements for an eligible improvement.
 - (5) When an applicant is applying jointly for the ad valorem tax exemption and for federal historic preservation tax credits, the applicant will complete the National Park Service's (NPS) federal tax credit application and Part 1 of the historic preservation property tax exemption application and submit both to the city manager or designee. The HPB shall defer action on the applications until the NPS has rendered a determination. In the event the NPS approves the federal tax credit application, the Part 1 application shall be amended to reflect any conditions issued by the NPS. The HPB shall then approve the tax exemption application and forward it to the city commission to be handled as part of the normal approval process set forth below. A denial by the NPS shall cause the HPB to deny the ad valorem tax exemption.
- (d) Request for review of completed work application.
- (1) Upon completion of work specified in the "Part 1" application, the applicant shall submit a "Part 2: Final Application for Review of Completed Work" (Part 2). The HPB shall conduct an inspection of the subject property to determine whether or not the completed improvements are in compliance with the work described and conditions imposed in the approved Part 1 application. Appropriate documentation may include paid contractor's bills and canceled checks, as well as an inspection request by the applicant within two (2) years following approval of the Part 1 application.
 - (2) On completion of review of the Part 2 application, the HPB shall recommend that the city commission grant or deny the exemption. The recommendation and reasons therefor, shall be provided in writing to the applicant and to the city commission. The applicant shall be given at least ten (10) days notice of the date of the public hearing of the city commission on the requested exemption. If a denial is recommended, and the applicant submits elevations and plans which indicate that the applicant intends to undertake the work necessary to comply with the recommendations of the HPB, the denial of the application may be continued by the city manager or designee for a period of time not to exceed sixty (60) days, while the applicant makes a good faith effort to comply with the recommendations. The applicant may resubmit documents indicating that the reasons for recommendation of denial of the application have been remedied and the city manager or designee will reinspect the work.
- (e) Approval by city commission. A majority vote of the city commission shall be required to approve a Part 2 application and authorize the ad valorem tax exemption. The commission, in overturning or modifying the recommendation of the historic preservation board shall utilize the same standards as used by the historic preservation board in reaching its decision. If the exemption is granted, the city commission shall adopt an ordinance that includes the following:

- (1) The name of the owner and the address of the historic property for which the exemptions granted.
 - (2) The date on which the ten-year exemption will expire.
 - (3) A finding that the historic property meets the requirements of this article.
 - (4) A copy of the historic preservation exemption covenant, as provided in section 25-66, signed by the applicant and the mayor-commissioner or designated successor.
- (f) Notice to property appraiser. The property owner shall have the historic preservation exemption covenant recorded in the official records of Alachua County, and shall provide a certified copy of the recorded historic preservation exemption covenant to the city manager or designee. Within fifteen (15) days of receipt of the certified copy, the city manager designee shall transmit a copy of the approved "Part 2: Final Application", as well as the historic preservation exemption covenant to the Alachua County Property Appraiser with instructions that the property appraiser provide the ad valorem tax exemption to the applicant. Responsibility for paying the recording costs lie with the applicant.
- (g) Effective date of exemption. The effective date of the ad valorem tax exemption shall be January 1 of the year following the year in which the application is approved by the city commission and a historic preservation exemption covenant has been transmitted to the Alachua County Appraiser.
- (h) An applicant previously granted a historic rehabilitation tax exemption by the historic preservation board may undertake additional improvement projects during the exemption period, or following its expiration, and reapply for an additional historic rehabilitation tax exemption for such work. An additional ten-year exemption shall apply only to the additional improvement.

(Ord. No. 950480, § 1, 8-28-95)

EXHIBIT
2

Planning & Development Services 306 N.E. 6th Avenue
Gainesville, Florida 32601
352.334.5022 Fax 352.334.3259
www.cityofgainesville.org/planningdepartment

REQUIREMENTS

CONTACT THE HISTORIC PRESERVATION OFFICE FOR A PRE-APPLICATION CONFERENCE 334.5022

REVIEW THE CHECKLIST FOR A COMPLETE SUBMITTAL (If all requirements are not submitted it could delay your approval.)

PLEASE PROVIDE ONE (1) DISK OR USB FLASH DRIVE CONTAINING ALL OF THE FOLLOWING:

1 ORIGINAL SET OF PLANS TO SCALE SHOWING ALL DIMENSIONS AND SETBACKS.

LIST IN DETAIL YOUR PROPOSED REPAIR AND/OR RENOVATION

A SITE PLAN OR CERTIFIED SURVEY

PHOTOGRAPHS OF EXISTING CONDITIONS

ANY ADDITIONAL BACKUP MATERIALS AS NECESSARY

AFTER THE PRE-CONFERENCE, TURN IN YOUR COMPLETED COA APPLICATION TO THE PLANNING OFFICE (RM 210, THOMAS CENTER-B), PAY APPROPRIATE FEES, AND PICK UP PUBLIC NOTICE SIGN TO BE POSTED 10 DAYS IN ADVANCE OF THE MEETING.

MAKE SURE YOUR APPLICATION HAS ALL THE REQUIREMENTS.

FAILURE TO COMPLETE THE APPLICATION AND SUBMIT THE NECESSARY DOCUMENTATION WILL RESULT IN DEFERRAL OF YOUR PETITION TO THE NEXT MONTHLY

RECEIVED

JAN 07 2020

STAMP

PROJECT TYPE: Addition Alteration Demolition New Construction Relocation
Repair Fence Re-roof Other

PROJECT LOCATION:

Historic District: NE Historic District
Site Address: 719 NE 5th Street
Tax Parcel # 12309-000-000

OWNER	APPLICANT OR AGENT
Owner(s) Name <u>JOYCE BOND</u>	Applicant Name
Corporation or Company	Corporation or Company
Street Address <u>719 NE 5th Street</u>	Street Address
City State Zip <u>GAINESVILLE, FL 32601</u>	City State Zip
Home Telephone Number <u>651-488-6704</u>	Home Telephone Number
Cell Phone Number <u>↓</u>	Cell Phone Number
Fax Number <u>←</u>	Fax Number
E-Mail Address <u>JOYCE.BOND.off@gmail.com</u>	E-Mail Address

TO BE COMPLETED BY CITY STAFF

(PRIOR TO SUBMITTAL)

Fee: \$ N/A
EZ Fee: \$ N/A

HP # 20-00003
Contributing Y N
Zoning RSF3
Pre-Conference Y N
Application Complete Y N
Enterprise Zone Y N

- Staff Approval—No Fee (HP Planner initial _____)
- Single-Family requiring Board approval (See Fee Schedule)
- Multi-Family requiring Board approval (See Fee Schedule)
- Ad Valorem Tax Exemption (See Fee Schedule)
- After-The-Fact Certificate of Appropriateness (See Fee Schedule)
- Account No. 001-660-6680-3405
- Account No. 001-660-6680-1124 (Enterprise Zone)
- Account No. 001-660-6680-1125 (Enterprise—Credit)

Request for Modification of Setbacks
Y N

Received By Mike Hoge
Date Received JAN 07 2020

DID YOU REMEMBER?

CHECK YOUR ZONING AND SETBACKS FOR COMPLIANCE

REVIEW THE HISTORIC PRESERVATION REHABILITATION AND DESIGN GUIDELINES

REVIEW THE SECRETARY OF INTERIOR'S STANDARDS FOR REHABILITATION

CHECK TO SEE IF YOU WOULD BE ELIGIBLE FOR A TAX EXEMPTION FOR REHABILITATION OF A HISTORIC PROPERTY

THE HPB MEETINGS ARE HELD MONTHLY AT CITY HALL, 200 EAST

UNIVERSITY AVE, GAINESVILLE, FL 32601, CITY HALL AUDITORIUM AT 5:30PM. THE SCHEDULE OF MEETINGS IS AVAILABLE ON THE PLANNING DEPARTMENT WEBSITE.

THE HISTORIC PRESERVATION OFFICE STAFF CAN PROVIDE ASSISTANCE AND GUIDANCE ON THE HP BOARD'S REVIEW PROCESS, AND ARE AVAILABLE TO MEET WITH PROPERTY OWNERS OR AGENTS. IF YOU NEED ASSISTANCE, PLEASE CONTACT THE HISTORIC PRESERVATION PLANNER AT (352) 334-5022 OR (352) 334-5023.

PERSONS WITH DISABILITIES AND CONTACT INFORMATION

PERSONS WITH DISABILITIES WHO REQUIRE ASSISTANCE TO PARTICIPATE IN THE MEETING ARE REQUESTED TO NOTIFY THE EQUAL OPPORTUNITY DEPARTMENT AT 334-5051 (TDD 334-2069) AT LEAST 48 HOURS PRIOR TO THE MEETING DATE. FOR ADDITIONAL INFORMATION, PLEASE CALL 334-5022.

OVERVIEW

The Historic Preservation Board (HPB) is an advisory board to the City of Gainesville's Commission composed of citizens who voluntarily, without compensation commit their time and expertise to the stewardship of historic resources in our community.

The HPB approval is a procedure which occurs for alterations, construction, restorations, or other significant changes to the appearance of an structure in Gainesville's Historic Districts which have an impact on the significant historical, architectural, or cultural materials of the structure and/or the district. The City's historic review guidelines are available online at www.cityofgainesville.org/planningdepartment and within the Land Development Code, Section 30-112.

After submission of an application, the Historic Preservation Planner prepares a written recommendation for the board meeting which addresses whether the proposed changes are compatible with the criteria of the SECRETARY OF INTERIOR'S STANDARDS FOR REHABILITATION and the City of Gainesville's HISTORIC PRESERVATION REHABILITATION AND DESIGN GUIDELINES. Once staff has prepared and completed the staff report, an Agenda of the proposed meeting and the staff report will be posted online approximately 5 to 7 days prior to the HPB meeting and can be found at www.cityofgainesville.org/planningdepartment — Citizen Advisory Boards — Historic Preservation Board.

Public notice signage is required to be posted at the property by the applicant no later than 10 day s prior to the scheduled Historic Preservation Board meeting. The notarized *Public Notice Signage Affidavit* must be submitted once the sign is posted.

The applicant and/or owner of the property should be present at the Historic Preservation Board meeting and be prepared to address inquiries from the board members and/or the general public. The HPB meeting is a quasi-judicial public hearing with procedural requirements. The review body may approve, approve with conditions, or deny projects. It is not necessary for owners to be present at the HPB meeting if your COA has been staff approved.

In addition to a Certificate of Appropriateness (COA), a building permit may be required for construction from the Building Department. This is a separate process with submittal requirements. Building permits will not be issued without proof of a COA and the Historic Preservation Planner signing the building permit. After the application approval, the COA is valid for one year.

Please post the CERTIFICATE OF APPROPRIATENESS at or near the front of the building.

CERTIFICATION

BY SIGNING BELOW, I CERTIFY THAT THE INFORMATION CONTAINED IN THIS APPLICATION IS TRUE AND CORRECT TO THE BEST OF MY KNOWLEDGE AT THE TIME OF THE APPLICATION. I ACKNOWLEDGE THAT I UNDERSTAND AND HAVE COMPLIED WITH ALL OF THE SUBMITTAL REQUIREMENTS AND PROCEDURES AND THAT THIS APPLICATION IS A COMPLETE SUBMITTAL. I FURTHER UNDERSTAND THAT AN INCOMPLETE APPLICATION SUBMITTAL MAY CAUSE MY APPLICATION TO BE DEFERRED TO THE NEXT POSED DEADLINE DATE.

1. I/We hereby attest to the fact that the above supplied parcel number(s) and legal description(s) is (are) the true and proper identification of the area of this petition.
2. I/We authorize staff from the Planning and Development Services Department to enter onto the property in question during regular city business hours in order to take photos which will be placed in the permanent file.
3. I/We understand that Certificates of Appropriateness are only valid for one year from issuance.
4. It is understood that the approval of this application by the Historic Preservation Board or staff in no way constitutes approval of a Building Permit for construction from the City of Gainesville's Building Department.
5. The COA review time period will not commence until your application is deemed complete by staff and may take up to 10 days to process.
6. Historic Preservation Board meetings are conducted in a quasi-judicial hearing and as such ex-parte communications are prohibited (Communication about your project with a Historic Preservation Board member).

SIGNATURES

Owner
Applicant or Agent

Date
Date

1/2/2020
2

PROJECT DESCRIPTION

1. DESCRIBE THE EXISTING CONDITIONS AND MATERIALS Describe the existing structure(s) on the subject property in terms of the construction materials and site conditions as well as the surrounding context.

Fair Condition:

- Garage destroyed by IRMA
 - Infrastructure in need of updating (plumb, HVAC, electrical)
- Stucco/flat roof w/ parapet; single story
concrete block w/ stucco.

2. DESCRIBE THE PROPOSED PROJECT AND MATERIALS Describe the proposed project in terms of size, affected architectural elements, materials, and relationship to the existing structure(s). Attach further description sheets, if needed.

per COA # HP-18-10700A Approved 11/2018

Approved 11/2018
COA
HP-18-107

- Add front porch "overhang" - see ~~revised~~ photo
- reconstruct garage w/ matching parapet
- Add masonry wall & wood fence.
- rear porch - revised to 9'x5' - metal roof

NEW: Additional interior and infrastructure; extensive remodel - to maintain historic features

DEMOLITIONS AND RELOCATIONS (If Applicable)

Especially important for demolitions, please identify any unique qualities of historic and/or architectural significance, the prevalence of these features within the region, county, or neighborhood, and feasibility of reproducing such a building, structure, or object. For demolitions, discuss measures taken to save the building/structure/object from collapse. Also, address whether it is capable of earning a reasonable economic return on its value. For relocations, address the context of the proposed future site and proposed measures to protect the physical integrity of the building.) Additional criteria for relocations and demolitions: Please describe the future planned use of the subject property once vacated and its effect on the historic context.

MODIFICATION OF EXISTING ZONING REQUIREMENTS (If Applicable)

Any change shall be based on competent demonstration by the petitioner of Section 30-112(d)(4)b. Please describe the zoning modification and attach completed, required forms.

A **pre-application conference** with the Historic Preservation Planner **is required** before the submission of a Certificate of Appropriateness (COA) application. A concept review with the City of Gainesville’s Historic Preservation Board is optional.

For a single-family structure, accessory structures and all other structures which require Historic Preservation Board review, there is an **application fee**. Fees vary by the type of building and change annually. Please consult with planning staff or online at www.cityofgainesville.org/planningdepartment to determine the amount of the application fees for your project. There is no fee for a staff approved Certificate of Appropriateness. Please consult the *FAQ’s Living and Developing in a Historic District* and the *Historic Preservation Rehabilitation and Design Guidelines* for restoration & rehabilitation that is staff approvable. **The COA review time period will not commence until your application is deemed complete by staff.**

The application is **due by 11:00 a.m.** on the **application deadline date** as noted on the attached annual meeting and cut-off schedule.

THIS CHECKLIST IS A GUIDE TO BE USED FOR PROPER COA SUBMITTAL. SOME ITEMS MAY NOT APPLY TO YOUR PERMIT APPLICATION.

Please provide all documents on one (1) disk or USB Flash Drive. One full sized printed set of drawings may also be requested on a case-by-case basis. Materials will not be returned to applicant.

A completed application may include the following:

SUBMITTAL REQUIREMENT CHECKLIST

		Applicant	HP Planner
Survey and Site Plan	A drawing giving dimensions of property; location of building(s) showing distances from property lines (building set-back lines (dimensioned), names of streets front and sides, and north/south orientation. A current site plan or survey may be submitted for this requirement, if it provides the requested information.	<input type="checkbox"/>	<input type="checkbox"/>
Drawings to Scale	One complete set of plans (with all (4) exterior elevations) and specifications for the project. All drawings must be clear, concise and drawn to scale. All rooms shall be dimensioned and labeled for use. Height measurement and square footage of different areas shall be on plans. Indicate features on the exterior (i.e.: chimney), the roof pitch, placement of windows and doors and label all materials and textures. A scaled line elevation drawing & footprint drawing is required for all new construction.	<input type="checkbox"/>	<input type="checkbox"/>
<ul style="list-style-type: none"> ▪ Elevations ▪ Floor Plan ▪ Square Footage ▪ Dimensions & Height ▪ Materials & Finishes 			
Photographs	Photographs of existing building(s) (all facades or elevations of structure) and adjacent buildings. Photographs should clearly illustrate the appearance and conditions of the existing building(s) affected by the proposed project, close-up views of any specific elements under consideration i.e., windows or doors if proposed to be modified or removed, as well as photographic views of its relationship with neighboring buildings. Photos shall be submitted in jpeg or PDF format. (City staff may take photographs of your property prior to the board meeting as part of their review procedure. The photos will be used for presentation to the Historic Preservation Board.)	<input type="checkbox"/>	<input type="checkbox"/>
Specific Items	Specific items may be requested, such as landscape plans, wall sections, roof plans, perspective drawings, a model, a virtual illustration and/or verification of economic hardship.	<input type="checkbox"/>	<input type="checkbox"/>
Modification of Existing Zoning	Attach separate form requesting a zoning modification based on competent demonstration by the petitioner of Section 30-112(d)(4)b.	<input type="checkbox"/>	<input type="checkbox"/>
Demolition Report	In the case of demolition provide substantiating report(s) based on competent demonstration by the petitioner of Section 30-112(d)(6)c.	<input type="checkbox"/>	<input type="checkbox"/>
Notarized Consent Letter	Notarized letter of consent from the property owner, if the applicant is not the owner of the property or is in the process of purchasing the property.	<input type="checkbox"/>	<input type="checkbox"/>

CERTIFICATE OF APPROPRIATENESS

(TO BE COMPLETED BY CITY STAFF)

IF STAFF APPROVAL ALLOWS THE ISSUANCE OF THE CERTIFICATE OF APPROPRIATENESS, THE BASIS FOR THE DECISION WAS:

This meets the *Secretary of Interior's Standards for Rehabilitation* and the *City of Gainesville's Historic Preservation Rehabilitation and Design Guidelines*.

HISTORIC PRESERVATION PLANNER _____ DATE _____

THE HISTORIC PRESERVATION BOARD CONSIDERED THE APPLICATION OF HP _____ AT THE _____ MEETING. THERE WERE _____ MEMBERS PRESENT.

THE APPLICATION WAS APPROVED DENIED BY A _____ VOTE, SUBJECT TO THE FOLLOWING CONDITIONS:

THE BASIS FOR THIS DECISION WAS:

This meets the *Secretary of Interior's Standards for Rehabilitation* and the *City of Gainesville's Historic Preservation Rehabilitation and Design Guidelines*.

CHAIRPERSON _____ DATE _____

It is understood that the approval of this application by the Historic Preservation Board or staff in no way constitutes approval of a Building Permit for construction from the City of Gainesville's Building Department.

After the application approval, the COA is valid for one year.

Please post the CERTIFICATE OF APPROPRIATENESS at or near the front of the building.

TAX SAVINGS FOR HOMEOWNERS OF HISTORIC PROPERTIES

The improvements to your historic property may qualify for a property tax exemption. The City of Gainesville permits an Ad Valorem property tax exemption for renovations, rehabilitations, and restorations to contributing properties within Historic Districts.

The amount of the exemption shall be determined by the Alachua County Property Appraiser based upon its usual process for post-construction inspection and appraisal of property following rehabilitation or renovation. The duration of the exemption shall continue regardless of any change in the authority of the City to grant such exemptions or any change in ownership of the property. In order to retain an exemption, however, the historic character of the property, and improvements which qualified the property for an exemption, must be maintained over the period for which the exemption was granted.

This is an excerpt from the Code of Ordinances ARTICLE IV. TAX EXEMPTION FOR HISTORIC PROPERTIES Sec. 25-61—66

An Overview of the Application Process:

An applicant (owner of record or authorized agent) seeking an ad valorem tax exemption for historic properties must file with the city manager or designee the two-part Historic Preservation Property Tax Exemption Application with "Part 1: Preconstruction Application" (Part 1) completed. In addition, the applicant shall submit the following:

- A completed application for a Certificate of Appropriateness for the qualifying restoration, renovation, or rehabilitation.
- An application fee of not more than five hundred dollars (\$500.00) to be determined by the city manager or designee based on the estimated cost of the work to be performed and the administrative costs to be incurred by the city in processing the application and monitoring compliance.

The City of Gainesville Historic Preservation Board (HPB) shall review Part 1 applications for exemptions. The HPB shall determine whether the property is an eligible property and whether the Part 1 proposed improvement is consistent with the Secretary of Interior's *Standards for Rehabilitation and Guidelines for Rehabilitating Historic Buildings* and is therefore an eligible improvement.

Upon completion of work specified in the "Part 1" application, the applicant shall submit a "Part 2: Final Application for Review of Completed Work" (Part 2). The HPB shall conduct an inspection of the subject property to determine whether or not the completed improvements are in compliance with the work described and conditions imposed in the approved Part 1 application. Appropriate documentation may include paid contractor's bills and canceled checks, as well as an inspection request by the applicant within two (2) years following approval of the Part 1 application.

On completion of review of the Part 2 application, the HPB shall recommend that the city commission grant or deny the exemption. The recommendation and reasons therefore, shall be provided in writing to the applicant and to the city commission.

A majority vote of the city commission shall be required to approve a Part 2 application and authorize the ad valorem tax exemption. If the exemption is granted, the city commission shall adopt an ordinance.

The property owner shall have the historic preservation exemption covenant recorded in the official records of Alachua County, and shall provide a certified copy of the recorded historic preservation exemption covenant to the city manager or designee.

The effective date of the ad valorem tax exemption shall be January 1 of the year following the year in which the application is approved by the city commission and a historic preservation exemption covenant has been transmitted to the Alachua County Appraiser. Please submit Part 2 applications by the **October** Historic Preservation Board deadline in order to ensure enough time for it to go before the City Commission and be processed by the Tax Appraiser's office.

To qualify for an exemption, the property owner must enter into a covenant with the City of Gainesville for the term for which the exemption is granted. The covenant shall be binding on the current property owner, transferees, and their heirs, successors, or assigns.

Violation of the covenant or agreement will result in the property owner being subject to the payment of the differences between the total amount of taxes which would have been due in March in each of the previous years in which the covenant or agreement was in effect had the property not received the exemption and the total amount of taxes actually paid in those years, plus interest on the difference calculated as provided in F.S. § 212.12(3), as amended.

Please review City of Gainesville's Code of Ordinances Section 25-61 for qualification and process information.

This information is available online at www.municode.com for the City of Gainesville, FL Chapter 25 Section 25-61—25-65.

For an application form, please contact the Planning Department at (352) 334-5022 or (352) 334-5023.



PLANNING

P.O. Box 490, Station 11
Gainesville, Florida 32602-0490

352.334.5022

352.334-5023

Fax: 352.334.3259

www.cityofgainesville.org/planningdepartment

Owners Name: <u>JOYCE BONO</u>			
Address: <u>719 NE 5th Street</u>		Phone: <u>651-488-6704</u>	
		Email: <u>JOYCE.BONO.VFL@gmail.com</u>	
Agent Name:			
Address:		Phone:	
		Email:	
Parcel No.: <u>120312309-000-000</u>			
Acreage:	S:	T:	R:

I hereby certify that: I am the owner of the subject property or a person having a legal or equitable interest therein. I authorize the above listed agent to act on my behalf for the purposes of this application.


Property owner signature: [Signature]

Printed name: JOYCE BONO

Date: 1/2/2020

The foregoing affidavit is acknowledged before me this 7th day of January, 2020 by Joyce E. Bono, who is/are personally known to me, or who has/have produced FL DRIVERS LICENSE as identification.

NOTARY SEAL [Signature]
Signature of Notary Public, State of FL



CERTIFICATE OF APPROPRIATENESS

Pre-Application Conference with Staff and Petitioner
352.334.5022

Petitioner submits application materials and corresponding fee
(Refer to submission deadlines)

Staff reviews application

Incomplete
or insufficient

Board Approval
Required

Staff Approval
Required

Property is posted no less than ten
days

Written decision issued

Historic Preservation Board Meeting
1st Tuesday of month
5:30 PM City Hall Auditorium

Grant COA
with/without condi-

Deny COA

Continue COA
Additional infor-

Written decision issued

Can be appealed to City Commission
(must be submitted 14 days following written decision)

Affirm

Amend

Reverse

Court Appeal

Commission issues written decision



HISTORIC PRESERVATION PROPERTY TAX EXEMPTION APPLICATION PART 1 -- PRECONSTRUCTION APPLICATION

Instructions: Read the attached instructions carefully before completing this application. Your application cannot be evaluated unless it is complete and all required supporting materials are provided. In the event of any discrepancy between the application for and other supplementary material submitted with it (such as architectural plans, drawings and specifications), the application form shall take precedence. Type or print clearly in black ink. This form needs to accompany a completed Certificate of Appropriateness (COA) form. If additional space is needed, attach additional sheets.

A. GENERAL INFORMATION (To be completed by all applicants)

1. Property identification and location:

Property Identification Number (from tax records) 12309-000-000 (Attach legal description)

Address of property: Street 719 NE 5th Street

City Gainesville County Alachua Zip Code

- () Individually listed on the National Register of Historic Places () In a National Register Historic District () Individually listed on the Local Register of Historic Places * (X) In a Local Register Historic District

* For applications submitted to the Division of Historical Resources, attach a copy of the local designation report for the property and the official correspondence notifying the property owner of designation.

Name of Historic District Duckpond Historic District

For locally designated historic properties or landmarks, or properties located in locally designated historic districts, provide the following additional information:

Name of local historic preservation agency/office

Mailing Address

City State Zip Code

Telephone Number ()

2. Type of request:

- (X) Exemption under 196.1997, F.S. (Standard exemption) () Exemption under 196.1998, F.S. (Exemption for properties occupied by non-profit organizations or governmental agencies and regularly open to the public.) If applying under 196.1998, F.S., complete Section D. SPECIAL EXEMPTION

3. Owner Information:

Name of individual or organization owning the property

Joyce Bond

Mailing Address 2758 SW 92nd drive 719 NE 5th Street


City GNV State FL Zip Code 32608 32601

Property Identification Number 12309-000-000

Property Address 719 NE 5th Street

4. **Owner Attestation:** I hereby attest that the information I have provided is, to the best of my knowledge correct, and that I own the property described above or that I am the authority in charge of the property. Further, by submission of this application, I agree to allow access to the property by representatives of the appropriate representatives of the local government form which the exemption is being requested, to the purpose of verification of information provided in the application. I also understand that, if the requested expiation is granted, I will be required to enter into a covenant with the local government grant the exemption in which I must agree to maintain the character of the property and the qualifying improvements for the term of the exemption.

Name JOYCE BOWEN

Signature 

Date 9/15/2019

Complete the following if signing for an organization of multiple owners:

Title _____

Organization Name _____

B. EVALUATION OF PROPERTY

(To be completed only for properties in historic or archaeological districts)

5. **Description of Physical Appearance:**

- o single story brick home w stucco - flat roof w/ parapet.
- o 1926 Mediterranean in fair shape
- o see photos
 - deteriorated infrastructure - elec, plumb, HVAC
 - garage destroyed in hurricane
 - house structure intact.

Date of Construction 1926

Date(s) of Alteration(s) interior remodel 1980s/1990s

Has building been moved? () Yes () No

If so, when? _____

6. **Statement of Significance:**

- o built 1926 Duckpond historic district, brick facing
- o mediterranean revival "Lewis House"

7. **Photographs and Maps:**

Attach Photographs and Maps to Application

Property Identification Number 12309-000-000

Property Address 719 NE 5th Street

C. PROPERTY USE (To be completed by all applicants)

- 1. Use(s) before improvement: Owner Residence
- 2. Proposed use(s): Owner Residence

D. SPECIAL EXEMPTION (complete only if applying for exemption under s. 196.1998, F.S., property occupied by non-profit organization or government agency and regularly open to the public)

NOTE: Applicants should check with local officials to determine whether or not the exemption program offered by their municipal government and/or county allows the special exemption provided by s. 196.1998, F.S.

- 1. Identify the governmental agency or non-profit organization that occupies the building or archaeological site. _____
- 2. How often does this organization or agency use the building or archaeological site? _____
- 3. For buildings, indicate the total usable area of the building in square feet. (For archaeological sites, indicated the total area of the upland component in acres) _____ square feet () acres ().
- 4. How much areas does the organization or agency use? _____ %.
- 5. What percentage of the usable area does the organization or agency use? _____ %.
- 6. Is the property open to the public? () Yes () No. If so, when? _____
- 7. Are there regular hours? () Yes () No. If so, what are they? _____
- 8. Is the property open by appointment? () Yes () No
- 9. Is the property open only by appointment? () Yes () No

PART 1 PRECONSTRUCTION APPLICATION REVIEW
For Local Historic Preservation Office or Division Use Only

Property Identification Number 12309-000-000
Property Address 719 NE 5th Street.

The () Local Historic Preservation Office () Division, has reviewed Part 1 (Preconstruction Application) of the Historic Preservation Property Tax Exemption Application for the above named property and hereby:

- Certifies that the above referenced property qualifies as a historic property consistent with the provisions of s. 196.1997 (11), F.S.
- () Certifies the above referenced property does not qualify for the special exemption provided under s. 196.1997, (11) F.S.
- () Certified that the above referenced property qualifies for the special exemption provided under s. 196.1998, F.S., for properties occupied by non-profit organizations or government agencies and regularly open to the public.
- () Certified that the above referenced property does not qualify for the special exemption provided under s. 196.1998, F.S.
- () Determined that improvements to the above referenced property are consistent with the Secretary of Interior's Standards for Rehabilitation and Guidelines for Rehabilitating Historic Buildings, and the criteria set forth in Chapter 1A-38, F.A.C.

Review Comments: _____

Additional Review Comments attached? Yes () No ()

Signature Jason Simmons
Typed or printed name Jason Simmons
Title Planner
Date 1/13/20



19

Historic Preservation Commission
1870-1900
1910-1950
HISTORIC
1870-1900 1910-1950



PUBLIC NOTICE SIGNAGE AFFIDAVIT

Petition Name HP-20-' - 0003
 Applicant (Owner or Agent) Joyce Bano
 Tax parcel(s) 719 NE 5th St, #12309-000-000

Being duly sworn, I depose and say the following:

1. That I am the owner or authorized agent representing the application of the owner and the record title holder(s) of the property described by the tax parcel(s) listed above;
2. That this property constitutes the property for which the above noted petition is being made to the City Of Gainesville;
3. That this affidavit has been executed to serve as posting of the "Notice of Proposed Land Use Action" sign(s) which describes the nature of the development request, the name of the project, the anticipated hearing date, and the telephone number(s) where additional information can be obtained. In addition, the applicant has securely posted the sign(s) on the property along each street frontage, at intervals of not more than four hundred (400) feet, and set back no more than ten (10) feet from the street and visible from the street. If the property does not abut a public right-of-way, signs have been placed at the nearest public right-of-way with an indication of the location of the subject property.
4. That the applicant has posted the sign(s) at least fifteen (15) days prior to the scheduled public hearing date; or for Historic Preservation Certificate of Appropriateness applications, at least ten (10) days prior to the scheduled public hearing date.
5. That the applicant shall maintain the signs(s) as provided above until the conclusion of the development review and approval process and that the signs shall be removed within ten (10) days after the final action has been taken on the development application.
6. That I (we), the undersigned authority, hereby certify that the foregoing statements are true and correct.

7. [Signature] JOYCE E. BANO
 8. Applicant (signature) Applicant (print name)

STATE OF FLORIDA,
COUNTY OF ALACHUA
 Before me the undersigned, an officer duly commissioned by the laws of the State of Florida, on this 22nd day of JAN, 20 20 personally appeared who having been first duly sworn deposes and says that he/she fully understands the contents of the affidavit that he/she signed.
Michael J. Hoge Notary Public
 My Commission expires: 4/9/2022

RECORDING SPACE


Form revised on March 11, 2014. Form location: <http://www.cityofgainesville.org/PlanningDepartment.aspx>

FOR OFFICE USE ONLY
 Petition Number HP-20-00003 Planner Jason Simmons

Photographs of 719 NE 5th Street. Interior views and renovations and changes.



Interior of existing front door to remain. Existing hardware to remain.



Existing fireplace to remain. The brick will be repainted. The painted wood mantel will be stripped and refinished.



Oak floors will be refinished, light fixtures will be repainted, electrical reworked, and plumbing replaced. The HVAC equipment will be replaced. All interior wall and ceilings will be painted.



Side Porch off living room. Screen wire will be replaced. Tile floor will be replaced with new quarry tile as original To correct slope and water issue.



The existing 1990's kitchen will be completely removed and new flooring cabinets counters and appliances will be installed. Arched openings shall be maintained.



All original windows will remain and shall be painted and repaired and screens repaired.



The existing bathroom will be gutted and all finishes removed. The bathroom is very narrow so an existing closet was removed behind the tub and the arrangement of fixtures changed.

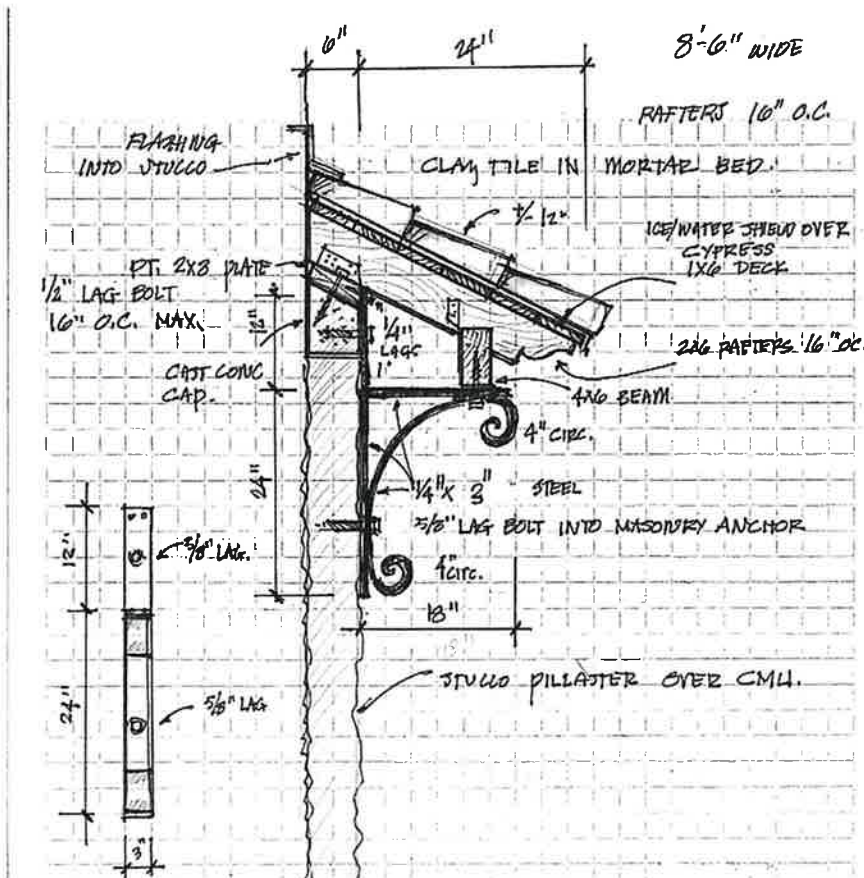
RENOVATIONS TO THE EXTERIORS



Barrel tile chimney cap will be replaced as original.



The previous COA approved extension over the entry door in clay tile, cypress structure on black metal brackets.

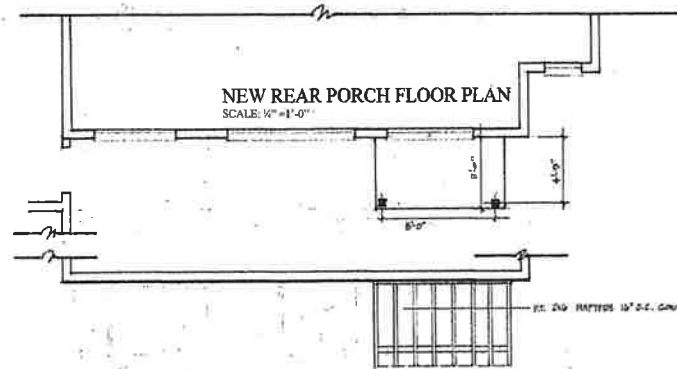
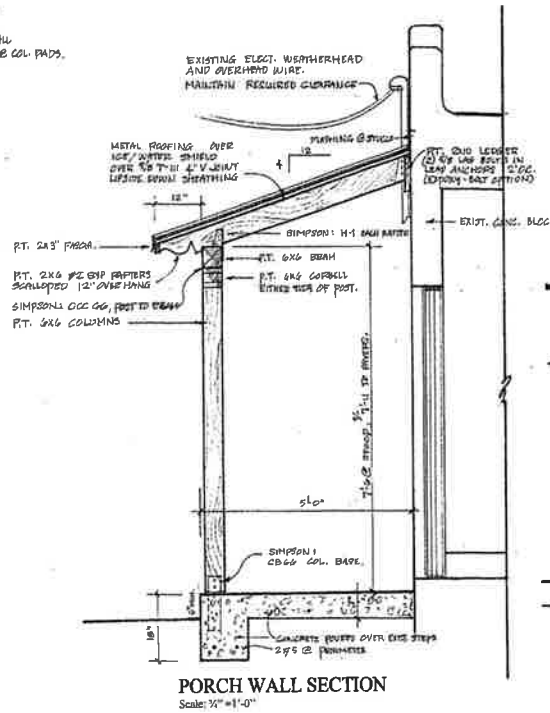
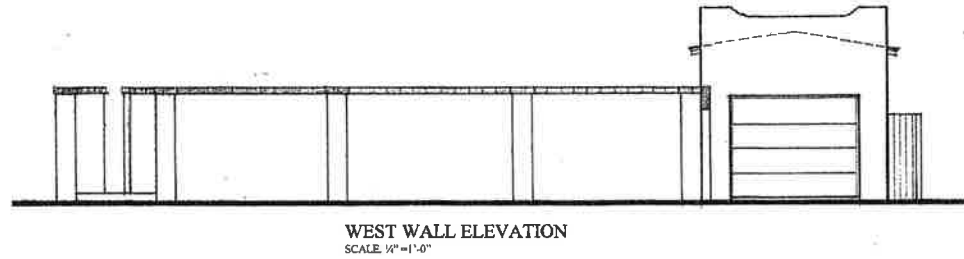
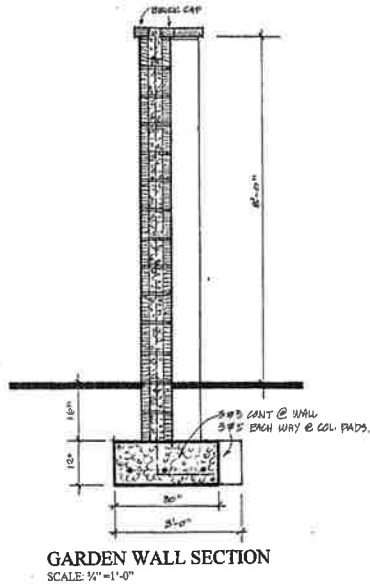




Proposed view of extended tile roof over entry supported on new steel brackets.
Tile work on chimney top will be restored.
Building exteriors will be completely repainted and all screens restored.



Existing roof will be insulated and foam sealed.



JAY REEVES & ASSOCIATES, INC.
ARCHITECTS AND DESIGNERS
25 NORTH 11TH AVENUE, SUITE 200
ALEXANDRIA, VIRGINIA 22304
TEL: 703.544.9999
WWW.JAYREEVESARCHITECTS.COM

A NEW GARAGE, GARDEN WALL AND PORCH
FOR JOYCE BONO, 719 NE 5TH STREET
NORTH EAST HISTORIC DISTRICT

MAR. 22, 2014

A-3

Revised porch plan. Approved COA HP-18-107 COA 11/2018



City of
Department
Planning Division

PO Box 490, Station 11
Gainesville, FL 32627-0490
306 NE 6th Avenue
P: (352) 334-5022
F: (352) 334-2648

HISTORIC PRESERVATION BOARD STAFF REPORT

PUBLIC HEARING DATE: November 6, 2018
ITEM NO: 3 under New Business
PROJECT NAME AND NUMBER: Bono site plan at 719 NE 5th Street, HP-18-00107
APPLICATION TYPE: Quasi-Judicial COA: Masonry wall over 6 feet tall.
RECOMMENDATION: Staff recommends approval with recommendations as noted under "Recommendations" at the end of this report.
CITY PROJECT CONTACT: Jason Simmons



Figure 1: Location Map

APPLICATION INFORMATION:

Property Owner(s): Joyce E. Bono

SITE INFORMATION:

Address: 719 NE 5th Street.
Parcel Number(s): 12309-000-000
Existing Use(s): Single-Family Residential
Zoning Designation(s): RSF-3
Historic District: Northeast
Historic District Status: Contributing
Date of construction: c. 1926 (AL County Property Appraiser's Office)

PURPOSE AND DESCRIPTION:

Doug Nesbit, Atlantic Design & Construction, agent for Joyce E. Bono. Certificate of Appropriateness to construct masonry walls on the east and north property lines with a fence on the northeast corner, add awnings on the front and rear, and reconstruct a freestanding garage for an existing single-family dwelling. Located at 719 NE 5th Street. This building is contributing to the Northeast Residential Historic District.

STAFF REVIEW AND RECOMMENDATION:

EXISTING

The existing structure is the Lewis House, a one-story single family house with a flat roof and parapet on concrete block stucco walls, located at 719 NE 5th Street. There is a chimney located on the exterior front elevation with a tile cap and stucco covering. Ornamental exterior features include a porched head door and doorway and a car portal. The c. 1926 house is a Mediterranean Revival house of approximately 1,473 square feet that represents a typical Gainesville dwelling of the 1920's. The contributing garage structure in the southeast corner of the property was damaged by a fallen oak tree during Hurricane Irma in 2017. The previous owner received a Certificate of Appropriateness in May of 2018 for a partial demolition of the garage, including all of the roof, and the south and west walls. There was preservation of an archway between the garage and the house and the north and east walls were lowered to waist height.

PROPOSED

The proposed project includes the addition of masonry walls on the north and east property lines, including a wood fence adjacent to a large tree at the northeast property corner. Both the wall and fence will be 8 feet in height. The reconstruction of the freestanding garage will occur on the southeast corner of the lot with a request to modify the south and east side setback. The project includes the installation of a metal bracket to support a tile roof awning over the front entrance area. Also on the front elevation will be the installation of a fabric awning to be placed over the front window. There will also be a metal awning installed on the rear elevation of the house.

REVIEW

The review is based on the Secretary of the Interior's Standards and City of Gainesville's *Historic Preservation Rehabilitation & Design Guidelines*.

Fences and Garden Walls

According to the City of Gainesville's Historic Preservation Rehabilitation and Design Guidelines, fences in backyards shall be no more than six feet in height and constructed of wood or masonry. The proposed CMU wall will be 8 feet in height with parging on the interior. The proposed wood fence is to be located on the northeast corner of the lot, in the side rear and rear of the property, next to a large Oak tree. The existing rear fence is approximately 7 feet, 6 inches in height. The location of the wall and fence are not readily visible from the right-of-way.

As the proposed height of the wall and fence are 8 feet, staff cannot approve the proposal and the Historic Preservation Board will review and determine if the proposal is in compliance with the guidelines. Staff finds that the proposed wall and fence are of similar height to the existing fence and are located in the rear of the structure and not readily visible from the street.

Auxiliary Structures

The reconstruction of the garage building meets the criteria for staff approval since it does not front on two or more streets, is not attached to the historic building, does not exceed one-story in height and 400 square feet in area, and it is sited to the rear or rear sideyard of the principle building. However there is a request to modify the south and east side setback where the garage will be placed.

This lot is located in the RSF-3 zoning district. The garage will require a side yard reduction at the south property line to 1'-10" where 7'-6" is required and a rear yard reduction to zero. The modification "will not affect the public safety, health, or welfare of abutting property owners or the district;" and the proposed change is "consistent with historic development, design patterns or themes in the historic district", as many historic accessory structures are close to or on side yard property lines. Staff finds that "the proposal reflects a particular theme or design pattern that will advance the development pattern of the historic district." Lastly, per the Land Development Code, "where the proposed modification would encroach into a side or rear yard setback that adjoins an

existing lot, notice will be provided to the adjacent property owner.” As this pertains to the side yard and rear yard setback, the adjacent lot owners have been notified.

Windows, Shutters and Awnings

According to the Guidelines, awnings shall be considered on a case-by-case basis depending on the proposal's impact on the historic character and materials of the building. Canvas awnings were sometimes featured on buildings, particularly Mediterranean styled buildings, Bungalows, and commercial buildings. They are functional, decorative, and appropriate to the many historic buildings. Standard 3 should be considered when awnings are proposed as part of a rehabilitation plan.

The front elevation of the house includes a proposed fabric awning over the front windows just south of the front door. Staff finds that the fabric awning proposed is compatible with the style of the building and the proposal is appropriate because the design is compatible in size, scale and material with the historic character of the building. Historical photos of the home show that an awning has been located over this window in the past.

The front door is located within a small arched alcove with two small steps to the front walkway, providing little weather protection. Staff finds the new tile roof awning proposal appropriate because the design is compatible in size, scale and material with the historic character of the building. The 24 square foot awning area will not alter the front elevation in a significant way as it extends outward from the wall 4 feet with the same tile roofing that currently exists over the front door alcove.

Under Standard 9, new awnings should be of compatible contemporary design. They should follow the lines of the window opening. Round or bell shaped is appropriate for Mediterranean styled buildings. Angled, rectangular canvas awnings are most appropriate for flat-headed windows and storefronts. Fiberglass and metal awnings and awnings that obscure significant detailing are inappropriate.

The rear awning proposal indicates that the awning will extend the entire width of the rear elevation with a metal awning. Although the guidelines state that metal awnings are not appropriate, the proposed awning is located in the rear of the historic structure and is not visible from the right-of-way.

RECOMMENDATION

Staff recommends approval of the application with the following conditions:

- Provide wall and fence information including elevations.
- Notify staff of any changes during construction.

BACKGROUND:

A staff approved Certificate of Appropriateness (HP-18-00054) was issued on May 23, 2018, for the partial demolition of the detached garage that suffered tree damage in the wake of Hurricane Irma in 2017.

POST-APPROVAL REQUIREMENTS:

Requirements to be met after the vote on the Certificate of Appropriateness include any staff recommended conditions and any conditions that may be imposed by the Historic Preservation Board. The proposed work will need to obtain the appropriate building permits which will be reviewed by the historic preservation staff.

LIST OF EXHIBITS:

- Exhibit 1** **City Of Gainesville *Historic Preservation Rehabilitation and Design Guidelines: Fences and Garden Walls; Auxiliary Structures; and Windows, Shutters and Awnings***
- Exhibit 2** **COA Application**
- Exhibit 3** **Florida Master Site File AL612**
- Exhibit 4** **Photographs**
- Exhibit 5** **COA HP-18-00054**
- Exhibit 6** **Drawings**

Exhibit 1 Historic Preservation Rehabilitation and Design Guidelines

THE *HISTORIC PRESERVATION REHABILITATION AND DESIGN GUIDELINES*, BASED ON THE SECRETARY OF INTERIOR STANDARDS FOR REHABILITATION, WHICH HAS BECOME THE AUTHORITATIVE GUIDELINES FOR REHABILITATION STATE:

Fences and Garden Walls

Applicable Secretary Standards

2. The historic character of a property shall be retained and preserved. The removal of historic materials or alteration of features and spaces that characterize a property shall be avoided.

9. New additions, exterior alterations or related new construction shall not destroy historic materials that characterize the property. The new work shall be differentiated from the old and shall be compatible with the massing, size, scale and architectural features to protect the historic integrity of the property and its environment.

Fences, walls and hedges can define the private landscape of personal property and make the spatial order of the district visible. Fences and walls designed in this manner combine personal expression with civic order.

The term "fence" generally applies to a lightweight construction of wood or metal whereas "wall" applies to a more substantial barrier constructed of stone or masonry. Hedges are lines of enclosure constructed of natural material such as shrubs or flowers. Trees may also be used to define space in the landscape.

Fences and walls that are designed to permit the passage of light and air are preferred over totally solid construction. Recommended fence and wall materials are wood, stone, masonry, and metal used separately or in combinations. Fences designed with more than two materials are not recommended. Owner designed solutions are recommended over pre-manufactured fences such as "stockade" fencing due to its ubiquitous use and lack of detailing. Vinyl and recycled prefabricated fence materials are also discouraged for the same reason. The board may approve selected use of these materials on a case-by-case basis. Finish, appropriate detail and compatibility with existing architecture are significant factors to be considered.

Grid wire fencing supported by metal, wood or masonry piers is acceptable if used as a support for plant materials.

Fences should be coordinated with landscaping elements. Taller fences should be placed adjacent to taller landscape elements.

Recommended

1. Utilize custom-design fences or walls over pre-fabricated constructions.
2. Use design, scale and materials compatible with the context.
3. Design features such as vertical accent elements or tapering picket heights to offset repetition of fences.

Not Recommended

1. Use of stockade style fencing.
2. Use of chain link fencing.
3. Use of vinyl fencing.

Staff Approval Guidelines

Fences and walls extending into the front yard beyond the front wall of the house or with a highly-visible side or rear yard must meet the following conditions:

Constructed of wrought iron, masonry, wood or stucco;

No greater than 48 inches tall if mostly open (i.e., 50% or more transparent);

No greater than 36 inches tall if mostly closed (i.e., 50% or more opaque);

Where the lot is higher than the side-walk or street, the fence height should be reduced, where practical, by the difference between the height of the lot and the side-walk;

Align with adjacent fences, if appropriate, in terms of height (where permissible) and materials;

Vertical elements which break up the repetition of the picket fence should be introduced for every ten feet of picket fence. This can be accomplished by tapering the height of the pickets or interjecting decorative posts at rhythmic intervals.

Comply with the AASHTO Standards.

New construction should include fence-lines/walls when adjacent to historic properties with fence-lines and walls.

Fences in backyards shall be no more than six feet in height and constructed of wood or masonry; and

Picket designs should draw inspiration from architectural elements of the historic structure.

Board Approval Guidelines

None required if all conditions are met.

Auxiliary Structures

Applicable Standards

9. *New additions, exterior alterations or related new construction shall not destroy historic materials that characterize the property. The new work shall be differentiated from the old and shall be compatible with the massing, size, scale and architectural features to protect the historic integrity of the property and its environment.*
10. *New additions and adjacent or related new construction shall be undertaken in such a manner that if removed in the future, the essential form and integrity of the historic property and its environment would be unimpaired.*

New Garages, Carport, Accessory and Other Structures

Attaching a new garage to a historic house or enclosing a historic porte cochere or carport to accommodate the function is discouraged.

New garages should not be placed to the front of a house. The garage should be compatible with the materials, design, and architectural features of the principal building.

If proposed, garages should be detached, placed at the rear of the property, and accessible from mid-block alleyways when possible.

Garages, tool sheds, and other structures should be compatible with the design of the major buildings on the site. Newer buildings should take their design clues from other existing (contributing) outbuildings. The use of traditional roof slope and traditional materials are two important criteria.

Recommended

1. Use materials similar in size, proportion, and detail to the original.
2. If additional interior space is needed or desired, place the addition at the rear of the building site.

Not Recommended

1. Obscuring important features of the property with new auxiliary structures.
2. Designs that, through their scale, detail and materials detract from the principal buildings or settings.

Staff Approval Guidelines

Decks that meet all of the following conditions can be approved by staff:

Historic building on which deck is to be built does not front on two or more streets;

Sited to the rear or rear side yard of building (i.e., behind the point midway between front and back of building); and

Utilize simple designs that are mostly open;

New garages and carports that meet all of the following conditions can be approved by staff:

Structure does not front on two or more streets;

Is not attached to the historic building;

Does not exceed 1-story in height and 400 sq. ft. in area;

Sited to the rear or rear side yard of the building (i.e., behind the point midway between front and back of building);

Utilize materials and textures consistent with the principal building;

Roof type and pitch is similar to principal building.

Sheds that meet the italicized conditions can be approved by staff:

Is not to be attached to structure;

Does not exceed 8 feet in wall height and 200 sq. ft. in area.

Sited behind the rear wall line of the principal building; and comprised of materials compatible with main structure.

Board Approval Guidelines

Auxiliary structures that exceed the staff approval guidelines can be approved by the board on a case-by-case basis.

In the University Heights Historic Districts, the board can approve new auxiliary or secondary structures that exceed the size of existing principal structures if they are compatible in materials, design details and scale with the existing contributing structure.

Windows, Shutters & Awnings

Applicable Secretary Standards

- 2. The historic character of a property shall be retained and preserved. The removal of historic materials or alteration of features and spaces that characterize a property shall be avoided.*
- 3. Each property shall be recognized as a physical record of its time, place and use. Do not undertake changes that create a false sense of historical development, such as adding conjectural features or architectural elements from other buildings.*
- 6. Deteriorated historic features shall be repaired rather than replaced. Where the severity of deterioration requires replacement of a distinctive feature, the new feature shall match the old in design, color, texture and other visual qualities and, where possible, materials. Replacement of missing features shall be substantiated by documentary, physical or pictorial evidence.*
- 9. New additions, exterior alterations or related new construction shall not destroy historic materials that characterize the property. The new work shall be differentiated from the old and shall be compatible with the massing, size, scale and architectural features to protect the historic integrity of the property and its environment.*

Windows

Identify, retain, and preserve windows and their functional features that contribute to defining the building. Such features include frames, sash muntins, glazing, sills and moldings.

The placement, design, and materials of windows are often a significant part of the architectural character of a building. Common historic windows in the Gainesville's Historic Districts are double-hung sash in a 1/1, 2/2, 6/6 or multi-light/1 pattern, wooden or steel casement types, and commercial show windows. Windows often offer or contain significant stylistic elements. Examples include lancet windows with stained glass in Gothic Revival churches; multi-light upper sash in Bungalows; and round arch windows in buildings associated with Mediterranean influenced styles. Non-historic windows include awning, jalousie, and pivot types.

Under Standard 2, the visual role of historic window design and its detailing or craftsmanship should be carefully considered in planning window repair or replacement. Factors to consider include the size and number of historic windows in relationship to a wall surface and their pattern of repetition; their overall design and detailing; their proximity to ground level and key entrances; and their visibility, particularly on key elevations.

Whether to repair or replace windows is an issue that can pose considerable problems in rehabilitation. Distinctive windows that are a significant part of the overall design of a building should not be destroyed under Standard 6. Careful repair is the preferred approach. If repair is not technically or economically feasible, new windows that match the original in size, general muntin/mullion configuration, and reflective qualities may be substituted for missing or irreparable windows.

Window design to enhance appearance is not permissible under the standards. The proper procedure is to improve existing windows first. Weather stripping and other energy conservation methods should be employed. If after careful evaluation, window frames and sashes are so deteriorated they need replacement, they should be duplicated in accordance with Standard 6.

The following steps are recommended for evaluating historic windows. First, analyze their significance to the building. Consider their size, shape, color, and detailing. Then consider the condition of the window. Inspect the sill, frame, sash, paint and wood surface, hardware, weather-stripping, stops, trim, operability, and glazing. Then, establish repair and replacement needs for existing windows.

If, following careful evaluation, window frames are deteriorated, then they can be replaced. Replacement windows must be selected with care. They should match the original sash, pane size, configuration, glazing, muntin detailing, and profile. Small differences between replacement and historic windows can make big differences in appearance.

If 50 percent or more are deteriorated or missing, then wholesale replacement of windows is allowable. When choosing replacements, the qualities of the original windows should be used as criteria. Consider the following features of the original:

1. trim detail;
2. size, shape of frame, sash;
3. location of meeting rail;
4. reveal or setback of window from wall plane;
5. separate planes of two sash;
6. color, reflective qualities of glass;
7. muntin, mullion profiles, configuration.

If these criteria are fulfilled, the new windows need not be exact replicas of the originals. The Standards further permit new windows to be constructed of non-historic materials such as aluminum and to have a tint of up to 10 percent. Of course, matching the original materials and visual qualities is always preferable. In general, changes to window openings should be avoided.

Owners often wish to replace windows to create a new look, for energy efficiency, to decrease maintenance costs or because of problems operating existing units. Highly tinted windows, windows with reflective qualities, or stock windows of incompatible design and materials often result from such an approach and conflict with Standards 3, 6, and 9.

The rhythm of window and door openings is an important part of the character of buildings. In some instances, new window or door openings may be required to fulfill code requirements or for practical needs. New openings should be located on nonsignificant walls. For commercial buildings these would be common or party walls or secondary

elevations. For residential buildings, these would be side or rear walls not readily visible from a main thoroughfare.

Alterations

The alteration of historic windows may be approved by staff if the replacement sash is of the same material, design, features size and configuration of that of the original window. When replacing historic windows, special care should be taken to match the trim detail, the width of the frames and sash, the location of the meeting rail, the setback of the window from the wall plane, the separate planes of the two sashes, and the reflective qualities of the glass. "Snap-in" grids are not allowed.

Repairing window frames and sashes by patching, splicing, consolidating, or otherwise reinforcing the window is encouraged.

The design of replacement windows, which seek to replicate or duplicate a missing historic window, must be documented through historical, physical or photographic sources.

Enclosing historic window openings is discouraged. If a window is no longer needed for its intended use, the glass should be retained and the backside frosted, screened, painted black, or shuttered so that it gives a functional appearance.

Window openings on facades or highly visible elevations shall not be relocated, enlarged or reduced.

Altering historic windows by use of awning, glass jalousie, picture or any other modern window material is not permissible in any wall of an historic structure that is visible from a right-of-way.

Replacement windows for irreparable historic windows should be made of the same materials. Compatible substitute materials may be considered only on a case-by-case basis depending on building use and generally when the replacement window is on a less-visible secondary elevation.

Window Additions

New window openings are inappropriate on the principal facade(s); new openings should be placed on secondary elevations.

The addition of modern windows, metal sash, sliding glass windows or any type of window, which is inappropriate to the period, shall be confined to "less visible secondary elevations."

Shutters

Shutters, which are appropriate to the period and design of the building, can be introduced to facilitate energy efficiency.

Under Standard 3, unless there is physical or documentary evidence of their existence, shutters should not be mounted. If shutters are found to be appropriate, they should be operable or appear to be operable and measure the full height and one-half the width of the window frame. They should be attached to the window casing rather than the exterior finish material. Wooden shutters with horizontal louvers are the preferred type although exact types vary with style. Avoid metal and vinyl types except in new construction.

Awnings

Awnings shall be considered on a case-by-case basis depending on the proposal's impact on the historic character and materials of the building.

Canvas awnings were sometimes featured on buildings, particularly Mediterranean styled buildings, Bungalows, and commercial buildings. They are functional, decorative, and appropriate to the many historic buildings. Standard 3 should be considered when awnings are proposed as part of a rehabilitation plan.

Under Standard 9, new awnings should be of compatible contemporary design. They should follow the lines of the window opening. Round or bell shaped is appropriate for Mediterranean styled buildings. Angled, rectangular canvas awnings are most appropriate for flat-headed windows and storefronts. Fiberglass and metal awnings and awnings that obscure significant detailing are inappropriate.

Recommended

1. Retain and repair window openings, frames, sash, glass, lintels, sills, pediments, architraves, hardware, awnings and shutters where they contribute to the architectural and historic character of the building.
2. Improve the thermal performance of existing windows and doors through adding or replacing weather-stripping and adding storm windows which are compatible with the character of the building and which do not damage window frames.
3. Replace missing or irreparable windows on significant elevations with new windows that match the original in material, size, general muntin and mullion proportion and configuration, and reflective qualities of the glass.
4. Install awnings that are historically appropriate to the style of the building or that are of compatible contemporary design. Awnings should follow the lines of window or door opening they are intended to cover.

Not Recommended

1. Introducing or changing the location or size of windows, and other openings that alter the architectural and historic character of a building.
2. Replacing window features on significant facades with historically and architecturally incompatible materials such as anodized aluminum, mirrored or tinted glass.
3. Removing window features that can be repaired where such features contribute to the historic and architectural character of a building.
4. Changing the size or arrangement of windowpanes, muntins, and rails where they contribute to the architectural and historic character of a building.
5. Installing on significant facades shutters, screens, blinds, security grills, and awnings, which are historically inappropriate and detract from the building's character.

6. Replacing windows that contribute to the character of a building with those that are incompatible in size, configuration, and reflective qualities or which alter the setback relationship between window and wall.
7. Installing heating/air conditioning units in window frames when the sash and frames may be damaged. Window installations should be considered only when all other visible heating/cooling systems would result in significant damage to historic materials. If installation proves necessary, window units should be placed on secondary elevations not readily visible from public thoroughfares.
8. Installing metal or fiberglass awnings.
9. Installing awnings that obscure architecturally significant detailing or features.
10. Replacing architecturally significant detailing, such as commercial canopies, with awnings.

Staff Approval Guidelines

Staff can approve repair of existing historic windows.

Additions of the new windows that meet the italicized conditions can be approved by staff:

New window openings can be introduced on "less-visible secondary elevations" provided that they are of the same size or proportions as the nearest window and utilize the same material as the historic windows. "Less visible secondary elevation" is defined as the portion of the building, which is more than halfway behind the front and not fronting on street;


Alterations to non-historic portions of contributing buildings provided they are compatible in scale, design and materials with but distinguishable for the historic proportions.

Board Approval Guidelines

New windows on additions should be compatible with those of the nearest window on the historic building in terms of proportions, frames, sills and lintels. Installing window designs reflective of a historic period is discouraged. Designs that match the proportions of existing historic windows, but are simple in detailing, are preferred.

**CERTIFICATE OF
APPROPRIATENESS
APPLICATION**

Planning & Development Services 306 N.E. 6th Avenue
Gainesville, Florida 32601
352.334.5022 Fax 352.334.3259
www.cityofgainesville.org/planningdepartment



REQUIREMENTS

CONTACT THE HISTORIC PRESERVATION OFFICE FOR A PRE-APPLICATION CONFERENCE 334.5022

REVIEW THE CHECKLIST FOR A COMPLETE SUBMITTAL (If all requirements are not submitted it could delay your approval.)

PLEASE PROVIDE ONE (1) DISK OR USB FLASH DRIVE CONTAINING ALL OF THE FOLLOWING:

1 ORIGINAL SET OF PLANS TO SCALE SHOWING ALL DIMENSIONS AND SETBACKS.

LIST IN DETAIL YOUR PROPOSED REPAIR AND/OR RENOVATION

A SITE PLAN OR CERTIFIED SURVEY

PHOTOGRAPHS OF EXISTING CONDITIONS

ANY ADDITIONAL BACKUP MATERIALS AS NECESSARY

AFTER THE PRE-CONFERENCE, TURN IN YOUR COMPLETED COA APPLICATION TO THE PLANNING OFFICE (RM 210, THOMAS CENTER-B), PAY APPROPRIATE FEES, AND PICK UP PUBLIC NOTICE SIGN TO BE POSTED 10 DAYS IN ADVANCE OF THE MEETING.

MAKE SURE YOUR APPLICATION HAS ALL THE REQUIREMENTS.

FAILURE TO COMPLETE THE APPLICATION AND SUBMIT THE NECESSARY DOCUMENTATION WILL RESULT IN DEFERRAL OF YOUR PETITION TO THE NEXT MONTHLY

PROJECT TYPE: Addition Alteration Demolition New Construction Relocation
Repair Fence Re-roof Other

PROJECT LOCATION:

Historic District: **DUCKPOND AREA**
Site Address: **719 NE 5TH STREET, GAINESVILLE, FL, 32608**
Tax Parcel #: **12309-000-000**

OWNER

Owner(s) Name
Joyce E. Bono
Corporation or Company

Street Address
719 NE 5th Street
City State Zip
Gainesville, Florida, 32608
Home Telephone Number

Cell Phone Number
(651) 488-6704
Fax Number

E-Mail Address
joyce.bono.ufl@gmail.com

APPLICANT OR AGENT

Applicant Name
Doug Nesbit
Corporation or Company
Atlantic Design and Construction
Street Address
1502 NW 6th Street
City State Zip
Gainesville, Florida, 32601
Home Telephone Number
(352) 378-0521
Cell Phone Number
(352) 339-6693
Fax Number

E-Mail Address
doug@atlantidc.com

TO BE COMPLETED BY CITY STAFF

(PRIOR TO SUBMITTAL)

Fee: \$ 121.50
EZ Fee: \$ 60.75

HP # 18-00167
Contributing Y N
Zoning R5F3
Pre-Conference Y N
Application Complete Y N
Enterprise Zone Y N

- Staff Approval—No Fee (HP Planner initial _____)
- Single-Family requiring Board approval (See Fee Schedule)
- Multi-Family requiring Board approval (See Fee Schedule)
- Ad Valorem Tax Exemption (See Fee Schedule)
- After-The-Fact Certificate of Appropriateness (See Fee Schedule)
- Account No. 001-660-6680-3405
- Account No. 001-660-6680-1124 (Enterprise Zone)
- Account No. 001-660-6680-1125 (Enterprise—Credit)

Request for Modification of Setbacks
Y N

Received By MAKIE HISE
Date Received OCT 01 2018

RECEIVED

STAMP

DID YOU REMEMBER?

CHECK YOUR ZONING AND SETBACKS FOR COMPLIANCE

REVIEW THE HISTORIC PRESERVATION REHABILITATION AND DESIGN GUIDELINES

REVIEW THE SECRETARY OF INTERIOR'S STANDARDS FOR REHABILITATION

CHECK TO SEE IF YOU WOULD BE ELIGIBLE FOR A TAX EXEMPTION FOR REHABILITATION OF A HISTORIC PROPERTY

THE HPB MEETINGS ARE HELD MONTHLY AT CITY HALL, 200 EAST UNIVERSITY AVE, GAINESVILLE, FL 32601, CITY HALL AUDITORIUM AT 5:30PM. THE SCHEDULE OF MEETINGS IS AVAILABLE ON THE PLANNING DEPARTMENT WEBSITE.

THE HISTORIC PRESERVATION OFFICE STAFF CAN PROVIDE ASSISTANCE AND GUIDANCE ON THE HP BOARD'S REVIEW PROCESS, AND ARE AVAILABLE TO MEET WITH PROPERTY OWNERS OR AGENTS. IF YOU NEED ASSISTANCE, PLEASE CONTACT THE HISTORIC PRESERVATION PLANNER AT (352) 334-5022 OR (352) 334-5023.

PERSONS WITH DISABILITIES AND CONTACT INFORMATION

PERSONS WITH DISABILITIES WHO REQUIRE ASSISTANCE TO PARTICIPATE IN THE MEETING ARE REQUESTED TO NOTIFY THE EQUAL OPPORTUNITY DEPARTMENT AT 334-5051 (TDD 334-2069) AT LEAST 48 HOURS PRIOR TO THE MEETING DATE. FOR ADDITIONAL INFORMATION, PLEASE CALL 334-5022.

OVERVIEW

The Historic Preservation Board (HPB) is an advisory board to the City of Gainesville's Commission composed of citizens who voluntarily, without compensation commit their time and expertise to the stewardship of historic resources in our community.

The HPB approval is a procedure which occurs for alterations, construction, restorations, or other significant changes to the appearance of an structure in Gainesville's Historic Districts which have an impact on the significant historical, architectural, or cultural materials of the structure and/or the district. The City's historic review guidelines are available online at www.cityofgainesville.org/planningdepartment and within the Land Development Code, Section 30-112.

After submission of an application, the Historic Preservation Planner prepares a written recommendation for the board meeting which addresses whether the proposed changes are compatible with the criteria of the SECRETARY OF INTERIOR'S STANDARDS FOR REHABILITATION and the City of Gainesville's HISTORIC PRESERVATION REHABILITATION AND DESIGN GUIDELINES. Once staff has prepared and completed the staff report, an Agenda of the proposed meeting and the staff report will be posted online approximately 5 to 7 days prior to the HPB meeting and can be found at www.cityofgainesville.org/planningdepartment - Citizen Advisory Boards - Historic Preservation Board.

Public notice signage is required to be posted at the property by the applicant no later than 10 day s prior to the scheduled Historic Preservation Board meeting. The notarized *Public Notice Signage Affidavit* must be submitted once the sign is posted.

The applicant and/or owner of the property should be present at the Historic Preservation Board meeting and be prepared to address inquiries from the board members and/or the general public. The HPB meeting is a quasi-judicial public hearing with procedural requirements. The review body may approve, approve with conditions, or deny projects. It is not necessary for owners to be present at the HPB meeting if your COA has been staff approved.

In addition to a Certificate of Appropriateness (COA), a building permit may be required for construction from the Building Department. This is a separate process with submittal requirements. Building permits will not be issued without proof of a COA and the Historic Preservation Planner signing the building permit. After the application approval, the COA is valid for one year.

Please post the CERTIFICATE OF APPROPRIATENESS at or near the front of the building.

CERTIFICATION

BY SIGNING BELOW, I CERTIFY THAT THE INFORMATION CONTAINED IN THIS APPLICATION IS TRUE AND CORRECT TO THE BEST OF MY KNOWLEDGE AT THE TIME OF THE APPLICATION. I ACKNOWLEDGE THAT I UNDERSTAND AND HAVE COMPLIED WITH ALL OF THE SUBMITTAL REQUIREMENTS AND PROCEDURES AND THAT THIS APPLICATION IS A COMPLETE SUBMITTAL. I FURTHER UNDERSTAND THAT AN INCOMPLETE APPLICATION SUBMITTAL MAY CAUSE MY APPLICATION TO BE DEFERRED TO THE NEXT POSED DEADLINE DATE.

1. I/We hereby attest to the fact that the above supplied parcel number(s) and legal description(s) is (are) the true and proper identification of the area of this petition.
2. I/We authorize staff from the Planning and Development Services Department to enter onto the property in question during regular city business hours in order to take photos which will be placed in the permanent file.
3. I/We understand that Certificates of Appropriateness are only valid for one year from issuance.
4. It is understood that the approval of this application by the Historic Preservation Board or staff in no way constitutes approval of a Building Permit for construction from the City of Gainesville's Building Department.
5. The COA review time period will not commence until your application is deemed complete by staff and may take up to 10 days to process.
6. Historic Preservation Board meetings are conducted in a quasi-judicial hearing and as such ex-parte communications are prohibited (Communication about your project with a Historic Preservation Board member).

SIGNATURES

Owner _____ Date _____
Applicant or Agent  _____ Date 10/1/18 2

PROJECT DESCRIPTION

1. DESCRIBE THE EXISTING CONDITIONS AND MATERIALS Describe the existing structure(s) on the subject property in terms of the construction materials and site conditions as well as the surrounding context.

One story single family home with flat roof on concrete block stucco walls

The garage located on the Southeast corner of lot has been demolished.

2. DESCRIBE THE PROPOSED PROJECT AND MATERIALS Describe the proposed project in terms of size, affected architectural elements, materials, and relationship to the existing structure(s). Attach further description sheets, if needed.

Addition of 5' x 7' front porch with concrete block stucco walls and flat roof with matching parapet detail

Reconstruction of freestanding garage on Southeast corner of lot.

Addition of masonry walls on East and North property line, including steel and wood fence adjacent to large tree at Northeast property corner.

Addition of rear porch with stucco walls, metal roof and arch detail to match existing structure.

DEMOLITIONS AND RELOCATIONS (If Applicable)

Especially important for demolitions, please identify any unique qualities of historic and/or architectural significance, the prevalence of these features within the region, county, or neighborhood, and feasibility of reproducing such a building, structure, or object. For demolitions, discuss measures taken to save the building/structure/object from collapse. Also, address whether it is capable of earning a reasonable economic return on its value. For relocations, address the context of the proposed future site and proposed measures to protect the physical integrity of the building.) Additional criteria for relocations and demolitions: Please describe the future planned use of the subject property once vacated and its effect on the historic context.

MODIFICATION OF EXISTING ZONING REQUIREMENTS (If Applicable)

Any change shall be based on competent demonstration by the petitioner of Section 30-112(d)(4)b. Please describe the zoning modification and attach completed, required forms.

Encroachment into side setback on the south property line adjacent to reconstructed garage.

A **pre-application conference** with the Historic Preservation Planner **is required** before the submission of a Certificate of Appropriateness (COA) application. A concept review with the City of Gainesville's Historic Preservation Board is optional.

For a single-family structure, accessory structures and all other structures which require Historic Preservation Board review, there is an **application fee**. Fees vary by the type of building and change annually. Please consult with planning staff or online at www.cityofgainesville.org/planningdepartment to determine the amount of the application fees for your project. There is no fee for a staff approved Certificate of Appropriateness. Please consult the *FAQ's Living and Developing in a Historic District* and the *Historic Preservation Rehabilitation and Design Guidelines* for restoration & rehabilitation that is staff approvable. **The COA review time period will not commence until your application is deemed complete by staff.**

The application is **due by 11:00 a.m.** on the **application deadline date** as noted on the attached annual meeting and cut-off schedule.

THIS CHECKLIST IS A GUIDE TO BE USED FOR PROPER COA SUBMITTAL. SOME ITEMS MAY NOT APPLY TO YOUR PERMIT APPLICATION.

Please provide all documents on one (1) disk or USB Flash Drive. One full sized printed set of drawings may also be requested on a case-by-case basis. Materials will not be returned to applicant.

A completed application may include the following:

SUBMITTAL REQUIREMENT CHECKLIST

		Applicant	HP Planner
Survey and Site Plan	A drawing giving dimensions of property; location of building(s) showing distances from property lines (building set-back lines (dimensioned), names of streets front and sides, and north/south orientation. A current site plan or survey may be submitted for this requirement, if it provides the requested information.	<input checked="" type="checkbox"/>	<input type="checkbox"/>
Drawings to Scale <ul style="list-style-type: none"> ▪ Elevations ▪ Floor Plan ▪ Square Footage ▪ Dimensions & Height ▪ Materials & Finishes 	One complete set of plans (with all (4) exterior elevations) and specifications for the project. All drawings must be clear, concise and drawn to scale. All rooms shall be dimensioned and labeled for use. Height measurement and square footage of different areas shall be on plans. Indicate features on the exterior (i.e.: chimney), the roof pitch, placement of windows and doors and label all materials and textures. A scaled line elevation drawing & footprint drawing is required for all new construction.	<input checked="" type="checkbox"/>	<input type="checkbox"/>
Photographs	Photographs of existing building(s) (all facades or elevations of structure) and adjacent buildings. Photographs should clearly illustrate the appearance and conditions of the existing building(s) affected by the proposed project, close-up views of any specific elements under consideration i.e., windows or doors if proposed to be modified or removed, as well as photographic views of its relationship with neighboring buildings. Photos shall be submitted in jpeg or PDF format. (City staff may take photographs of your property prior to the board meeting as part of their review procedure. The photos will be used for presentation to the Historic Preservation Board.)	<input checked="" type="checkbox"/>	<input type="checkbox"/>
Specific Items	Specific items may be requested, such as landscape plans, wall sections, roof plans, perspective drawings, a model, a virtual illustration and/or verification of economic hardship.	<input checked="" type="checkbox"/>	<input type="checkbox"/>
Modification of Existing Zoning	Attach separate form requesting a zoning modification based on competent demonstration by the petitioner of Section 30-112(d)(4)b.	<input checked="" type="checkbox"/>	<input type="checkbox"/>
Demolition Report	In the case of demolition provide substantiating report(s) based on competent demonstration by the petitioner of Section 30-112(d)(6)c.	<input checked="" type="checkbox"/>	<input type="checkbox"/>
Notarized Consent Letter	Notarized letter of consent from the property owner, if the applicant is not the owner of the property or is in the process of purchasing the property.	<input checked="" type="checkbox"/>	<input type="checkbox"/>

CERTIFICATE OF APPROPRIATENESS

(TO BE COMPLETED BY CITY STAFF)

IF STAFF APPROVAL ALLOWS THE ISSUANCE OF THE CERTIFICATE OF APPROPRIATENESS, THE BASIS FOR THE DECISION WAS:

This meets the *Secretary of Interior's Standards for Rehabilitation* and the *City of Gainesville's Historic Preservation Rehabilitation and Design Guidelines*.

HISTORIC PRESERVATION PLANNER _____ DATE _____

THE HISTORIC PRESERVATION BOARD CONSIDERED THE APPLICATION OF HP _____ AT THE _____ MEETING. THERE WERE _____ MEMBERS PRESENT.

THE APPLICATION WAS APPROVED DENIED BY A _____ VOTE, SUBJECT TO THE FOLLOWING CONDITIONS:

THE BASIS FOR THIS DECISION WAS:

This meets the *Secretary of Interior's Standards for Rehabilitation* and the *City of Gainesville's Historic Preservation Rehabilitation and Design Guidelines*.

CHAIRPERSON _____ DATE _____

It is understood that the approval of this application by the Historic Preservation Board or staff in no way constitutes approval of a Building Permit for construction from the City of Gainesville's Building Department.
After the application approval, the COA is valid for one year.

Please post the CERTIFICATE OF APPROPRIATENESS at or near the front of the building.

TAX SAVINGS FOR HOMEOWNERS OF HISTORIC PROPERTIES

The improvements to your historic property may qualify for a property tax exemption. The City of Gainesville permits an Ad Valorem property tax exemption for renovations, rehabilitations, and restorations to contributing properties within Historic Districts.

The amount of the exemption shall be determined by the Alachua County Property Appraiser based upon its usual process for post-construction inspection and appraisal of property following rehabilitation or renovation. The duration of the exemption shall continue regardless of any change in the authority of the City to grant such exemptions or any change in ownership of the property. In order to retain an exemption, however, the historic character of the property, and improvements which qualified the property for an exemption, must be maintained over the period for which the exemption was granted.

This is an excerpt from the Code of Ordinances ARTICLE IV. TAX EXEMPTION FOR HISTORIC PROPERTIES Sec. 25-61—66

An Overview of the Application Process:

An applicant (owner of record or authorized agent) seeking an ad valorem tax exemption for historic properties must file with the city manager or designee the two-part Historic Preservation Property Tax Exemption Application with "Part 1: Preconstruction Application" (Part 1) completed. In addition, the applicant shall submit the following:

- A completed application for a Certificate of Appropriateness for the qualifying restoration, renovation, or rehabilitation.
- An application fee of not more than five hundred dollars (\$500.00) to be determined by the city manager or designee based on the estimated cost of the work to be performed and the administrative costs to be incurred by the city in processing the application and monitoring compliance.

The City of Gainesville Historic Preservation Board (HPB) shall review Part 1 applications for exemptions. The HPB shall determine whether the property is an eligible property and whether the Part 1 proposed improvement is consistent with the Secretary of Interior's *Standards for Rehabilitation and Guidelines for Rehabilitating Historic Buildings* and is therefore an eligible improvement.

Upon completion of work specified in the "Part 1" application, the applicant shall submit a "Part 2: Final Application for Review of Completed Work" (Part 2). The HPB shall conduct an inspection of the subject property to determine whether or not the completed improvements are in compliance with the work described and conditions imposed in the approved Part 1 application. Appropriate documentation may include paid contractor's bills and canceled checks, as well as an inspection request by the applicant within two (2) years following approval of the Part 1 application.

On completion of review of the Part 2 application, the HPB shall recommend that the city commission grant or deny the exemption. The recommendation and reasons therefore, shall be provided in writing to the applicant and to the city commission.

A majority vote of the city commission shall be required to approve a Part 2 application and authorize the ad valorem tax exemption. If the exemption is granted, the city commission shall adopt an ordinance.

The property owner shall have the historic preservation exemption covenant recorded in the official records of Alachua County, and shall provide a certified copy of the recorded historic preservation exemption covenant to the city manager or designee.

The effective date of the ad valorem tax exemption shall be January 1 of the year following the year in which the application is approved by the city commission and a historic preservation exemption covenant has been transmitted to the Alachua County Appraiser. Please submit Part 2 applications by the **October** Historic Preservation Board deadline in order to ensure enough time for it to go before the City Commission and be processed by the Tax Appraiser's office.

To qualify for an exemption, the property owner must enter into a covenant with the City of Gainesville for the term for which the exemption is granted. The covenant shall be binding on the current property owner, transferees, and their heirs, successors, or assigns.

Violation of the covenant or agreement will result in the property owner being subject to the payment of the differences between the total amount of taxes which would have been due in March in each of the previous years in which the covenant or agreement was in effect had the property not received the exemption and the total amount of taxes actually paid in those years, plus interest on the difference calculated as provided in F.S. § 212.12(3), as amended.

Please review City of Gainesville's Code of Ordinances Section 25-61 for qualification and process information.

This information is available online at www.municode.com for the City of Gainesville, FL Chapter 25 Section 25-61—25-65.

For an application form, please contact the Planning Department at (352) 334-5022 or (352) 334-5023.



PLANNING

P.O. Box 490, Station 11
Gainesville, Florida 32602-0490

352.334.5022

352.334-5023

Fax: 352.334.3259

www.cityofgainesville.org/planningdepartment

PUBLIC NOTICE SIGNAGE AFFIDAVIT

Petition Name HP-18-107
Applicant (Owner or Agent) Doug Nesbit
Tax parcel(s) 12309-000-000


Being duly sworn, I depose and say the following:

1. That I am the owner or authorized agent representing the application of the owner and the record title holder(s) of the property described by the tax parcel(s) listed above;
2. That this property constitutes the property for which the above noted petition is being made to the City Of Gainesville;
3. That this affidavit has been executed to serve as posting of the "Notice of Proposed Land Use Action" sign(s) which describes the nature of the development request, the name of the project, the anticipated hearing date, and the telephone number(s) where additional information can be obtained. In addition, the applicant has securely posted the sign(s) on the property along each street frontage, at intervals of not more than four hundred (400) feet, and set back no more than ten (10) feet from the street and visible from the street. If the property does not abut a public right-of-way, signs have been placed at the nearest public right-of-way with an indication of the location of the subject property.
4. That the applicant has posted the sign(s) at least fifteen (15) days prior to the scheduled public hearing date; or for Historic Preservation Certificate of Appropriateness applications, at least ten (10) days prior to the scheduled public hearing date.
5. That the applicant shall maintain the signs(s) as provided above until the conclusion of the development review and approval process and that the signs shall be removed within ten (10) days after the final action has been taken on the development application.
6. That I (we), the undersigned authority, hereby certify that the foregoing statements are true and correct.

7. [Signature]
8. DOUG NESBIT
Applicant (signature)

Applicant (print name)

STATE OF FLORIDA,
COUNTY OF ALACHUA
Before me the undersigned, an officer duly commissioned by the laws of the State of Florida, on this 18TH day of OCTOBER, 2018, personally appeared who having been first duly sworn deposes and says that he/she fully understands the contents of the affidavit that he/she signed.
[Signature] Notary
Public
My Commission expires: AUGUST 9TH, 2021

RECORDING SPACE


Form revised on March 11, 2014. Form location: <http://www.cityofgainesville.org/PlanningDepartment.aspx>

FOR OFFICE USE ONLY
Petition Number HP-18-107 Planner Jason Simmons

719



What's going on?

*Addition of a front + rear porch and
reconstruction of free-standing garage.*

Project ID

HP-18-107

Meeting Date/Time

November 6, 2018

City Hall Auditorium

200 East University Avenue

HISTORIC

Alteration or Repair Demolition

New Construction

Visit us to learn more!
888-224-5050 | eng@planning@cityofgainesville.org



Gainesville.

It's all connected.
People, experiences.

001-660-1124 (EZ zone) \$ 121.50

OCT 01 2018

001-660-1125 (EZ Credit) \$ 60.75

Receipt no: 79257

Operator: Michael Hoge

Item	Description	Account No	Payment	Payment Reference	Paid
HP-18-00107 00719 NE 5TH ST Bono Addition	Cert of Appropriateness - Single Family/Accessory	001-660-6680-3405	CREDIT		\$60.75
Total:					\$60.75

Transaction Date: 10/01/2018

Time: 10:52:23 EDT



Owners Name: JOYCE E BONO			
Address: 719 NE 5TH STREET GAINESVILLE, FL, 32608		Phone: (651) 488 - 6704	
		Email: joyce.bono.ufl@gmail.com	
Agent Name: ATLANTIC DESIGN: DOUG NESBIT, ALEJANDRO RAMOS			
Address: 1502 NW 6TH STREET GAINESVILLE, FL, 32601		Phone: (352) 378 - 0521	
		Email: doug@atlantid.com alex@atlantid.com	
Parcel No.: 12309 - 000 - 000			
Acreage:	S:	T:	R:

I hereby certify that: I am the owner of the subject property or a person having a legal or equitable interest therein. I authorize the above listed agent to act on my behalf for the purposes of this application.

Property owner signature: **X** *[Signature]*

Printed name: **JOYCE E. BONO**

Date: **X** **9-25-2018**

The foregoing affidavit is acknowledged before me this **25TH** day of **SEPTEMBER, 2018**, by **DOUG NESBIT**, who is/are personally known to me, or who has/have produced _____ as identification.




NOTARY SEAL

Signature of Notary Public, State of **FL**

[Signature]

STATE OF FLORIDA
DEPARTMENT OF STATE
Division of Archives, History 12309
and Records Management
DS HSP 3AAA 1-77

FLORIDA MASTER SITE FILE
Site Inventory Form



SEE SITE FILE STAFF FOR ORIGINAL PHOTO(S) OR MAP(S)

FDAHRM 802==

Site No. 8A1 612 1009==

Site Name 719 N.E. 5th St. 830== Survey Date 7804 820==

Instruction for locating (or address) 719 N.E. 5th St.
Gainesville, FL 32601 813==

Location: _____ 868==
subdivision name / block no. / lot no.

County: Alachua 808==

Owner of Site: Name: Lewis, M. S. & Susie
Address: 719 N.E. 5th St.
Gainesville, FL 32601 902==

Occupant, Tenant, or Manager:
Name: Lewis, Manning S. 904==

Type of Ownership private 848== Recording Date _____ 832==

Recorder:
Name & Title: Monroe, Elizabeth B. (Historic Sites Specialist)
Address: FDAHRM
_____ 818==

Condition of Site:	Integrity of Site:	Original Use <u>private residence</u> 838==
Check one	Check one or more	Present Use <u>private residence</u> 850==
<input checked="" type="checkbox"/> Excellent 863-	<input type="checkbox"/> Altered _____ 858==	Dates: Beginning <u>+1928c</u> 844==
<input type="checkbox"/> Good 863-	<input checked="" type="checkbox"/> Unaltered _____ 858==	Culture/Phase <u>American</u> 840==
<input type="checkbox"/> Fair 863-	<input type="checkbox"/> Original Site _____ 858==	Developmental Stage <u>20th century</u> 842==
<input type="checkbox"/> Deteriorated 863==	<input type="checkbox"/> Restored () Date: () 858--	
	<input type="checkbox"/> Moved () Date: () 858--	

NR Classification Category: building 916==

Threats to Site:

Check one or more

<input type="checkbox"/> Zoning () _____ () 878==	<input type="checkbox"/> Transportation () _____ () 878==
<input type="checkbox"/> Development () _____ () 878==	<input type="checkbox"/> Fill () _____ () 878==
<input type="checkbox"/> Deterioration () _____ () 878==	<input type="checkbox"/> Dredge () _____ () 878==
<input type="checkbox"/> Borrowing () _____ () 878==	
<input type="checkbox"/> Other (See Remarks below): _____ 878==	

Areas of Significance: architecture 910==

Significance:
This stucco covered Mediterranean Revival house represents a typical Gainesville dwelling of the 1920's. It appears on the Sanborn Map of 1928.
911==

Photographic Record Numbers HGI 7-3 860==

ARCHITECT _____ 872==
 BUILDER _____ 874==
 STYLE AND/OR MODE Mediterranean Revival 964==
 PLAN TYPE rectangular, irregular 966==
 EXTERIOR FABRIC(S) stucco, troweled 854==
 STRUCTURAL SYSTEM(S) _____ 856==
 FOUNDATION: _____ 942==
 ROOF TYPE: flat, parapet 942==
 SECONDARY ROOF STRUCTURE(S): flat, parapet wing 942==
 CHIMNEY LOCATION: front, exterior with tilecap 942==
 WINDOW TYPE: DHS multi/1 942==
 CHIMNEY: stucco covered 882==
 ROOF SURFACING: _____ 882==
 INTERIOR WALLS: _____ 882==
 ORNAMENT INTERIOR: _____ 882==
 ORNAMENT EXTERIOR: porched head door & doorway; car portal 882==
 NO. OF CHIMNEYS _____ 952== NO. OF STORIES 1 950==
 OTHER (SPECIFY) _____ 954==
 Map Reference (incl. scale & date) USGS GAINESVILLE EAST 7.5 1966 809==
 Latitude and Longitude: _____ 800==

LOCATION SKETCH OR MAP N

Township	Range	Section

UTM Coordinates; _____ 812==
 _____ 890==
 Zone Easting Northing

Contact Print



EXHIBIT
labbies



719 NE 5th Street, Gainesville, Fl. (Archive photo before garage demo)



(Façade photo 9/18/18)



Photo taken from Southwest corner



Photo of North side elevation



Photo (rear elevation looking South)



Photo of rear elevation

Planning & Development Services 306 N.E. 6th Avenue
Gainesville, Florida 32601
352.334.5022 Fax 352.334.3259
www.cityofgainesville.org/planningdepartment



REQUIREMENTS

CONTACT THE HISTORIC PRESERVATION OFFICE FOR A PRE-APPLICATION CONFERENCE 334.5022

REVIEW THE CHECKLIST FOR A COMPLETE SUBMITTAL (If all requirements are not submitted it could delay your approval.)

PLEASE PROVIDE ONE (1) DISK OR USB FLASH DRIVE CONTAINING ALL OF THE FOLLOWING:

1 ORIGINAL SET OF PLANS TO SCALE SHOWING ALL DIMENSIONS AND SETBACKS.

LIST IN DETAIL YOUR PROPOSED REPAIR AND/OR RENOVATION

A SITE PLAN OR CERTIFIED SURVEY

PHOTOGRAPHS OF EXISTING CONDITIONS

ANY ADDITIONAL BACKUP MATERIALS AS NECESSARY

AFTER THE PRE-CONFERENCE, TURN IN YOUR COMPLETED COA APPLICATION TO THE PLANNING OFFICE (RM 210, THOMAS CENTER-B), PAY APPROPRIATE FEES, AND PICK UP PUBLIC NOTICE SIGN TO BE POSTED 10 DAYS IN ADVANCE OF THE MEETING.

MAKE SURE YOUR APPLICATION HAS ALL THE REQUIREMENTS.

FAILURE TO COMPLETE THE APPLICATION AND SUBMIT THE NECESSARY DOCUMENTATION WILL RESULT IN DEFERRAL OF YOUR PETITION TO THE NEXT MONTHLY



PROJECT TYPE: Addition Alteration Demolition New Construction Relocation
Repair Fence Re-roof Other

PROJECT LOCATION:

Historic District: Duckpond
Site Address: 719 NE 5th St.
Tax Parcel # 12309-000-000

OWNER

Owner(s) Name Eric Topp

Corporation or Company

Street Address 719 NE 5th St.

City State Zip Gainesville FL 32601

Home Telephone Number

Cell Phone Number 650283-4547

Fax Number —

E-Mail Address eric.topp@gmail.com

APPLICANT OR AGENT

Applicant Name

Corporation or Company

Street Address

City State Zip

Home Telephone Number

Cell Phone Number

Fax Number

E-Mail Address

TO BE COMPLETED BY CITY STAFF

(PROJECT SUBMITTAL)

Fee: \$ —
EZ Fee: \$ —

HP # 18-00054

Contributing Y N

Zoning RSF-3

Pre-Conference Y N

Application Complete Y N

Enterprise Zone Y N

Request for Modification of Setbacks
Y N

- Staff Approval—No Fee (HP Planner initial: JS)
- Single-Family requiring Board approval (See Fee Schedule)
- Multi-Family requiring Board approval (See Fee Schedule)
- Ad Valorem Tax Exemption (See Fee Schedule)
- After-The-Fact Certificate of Appropriateness (See Fee Schedule)
- Account No. 001-660-6680-3405
- Account No. 001-660-6680-1124 (Enterprise Zone)
- Account No. 001-660-6680-1125 (Enterprise—Credit)

Received By Jason Simmons
Date Received 5/23/18

OVERVIEW

DID YOU REMEMBER?

CHECK YOUR ZONING AND SETBACKS FOR COMPLIANCE

REVIEW THE HISTORIC PRESERVATION REHABILITATION AND DESIGN GUIDELINES

REVIEW THE SECRETARY OF INTERIOR'S STANDARDS FOR REHABILITATION

CHECK TO SEE IF YOU WOULD BE ELIGIBLE FOR A TAX EXEMPTION FOR REHABILITATION OF A HISTORIC PROPERTY

THE HPB MEETINGS ARE HELD MONTHLY AT CITY HALL, 200 EAST

UNIVERSITY AVE, GAINESVILLE, FL 32601, CITY HALL AUDITORIUM AT 5:30PM. THE SCHEDULE OF MEETINGS IS AVAILABLE ON THE PLANNING DEPARTMENT WEBSITE

THE HISTORIC PRESERVATION OFFICE STAFF CAN PROVIDE ASSISTANCE AND GUIDANCE ON THE HP BOARD'S REVIEW PROCESS, AND ARE AVAILABLE TO MEET WITH PROPERTY OWNERS OR AGENTS. IF YOU NEED ASSISTANCE, PLEASE CONTACT THE HISTORIC PRESERVATION PLANNER AT (352) 334-5022 OR (352) 334-5023.

PERSONS WITH DISABILITIES AND CONTACT INFORMATION

PERSONS WITH DISABILITIES WHO REQUIRE ASSISTANCE TO PARTICIPATE IN THE MEETING ARE REQUESTED TO NOTIFY THE EQUAL OPPORTUNITY DEPARTMENT AT 334-5051 (TDD 334-2069) AT LEAST 48 HOURS PRIOR TO THE MEETING DATE. FOR ADDITIONAL INFORMATION, PLEASE CALL 334-5022.

The Historic Preservation Board (HPB) is an advisory board to the City of Gainesville's Commission composed of citizens who voluntarily, without compensation commit their time and expertise to the stewardship of historic resources in our community.

The HPB approval is a procedure which occurs for alterations, construction, restorations, or other significant changes to the appearance of an structure in Gainesville's Historic Districts which have an impact on the significant historical, architectural, or cultural materials of the structure and/or the district. The City's historic review guidelines are available online at www.cityofgainesville.org/planningdepartment and within the Land Development Code, Section 30-112.

After submission of an application, the Historic Preservation Planner prepares a written recommendation for the board meeting which addresses whether the proposed changes are compatible with the criteria of the SECRETARY OF INTERIOR'S STANDARDS FOR REHABILITATION and the City of Gainesville's HISTORIC PRESERVATION REHABILITATION AND DESIGN GUIDELINES. Once staff has prepared and completed the staff report, an Agenda of the proposed meeting and the staff report will be posted online approximately 5 to 7 days prior to the HPB meeting and can be found at www.cityofgainesville.org/planningdepartment - Citizen Advisory Boards - Historic Preservation Board.

Public notice signage is required to be posted at the property by the applicant no later than 10 days prior to the scheduled Historic Preservation Board meeting. The notarized *Public Notice Signage Affidavit* must be submitted once the sign is posted.

The applicant and/or owner of the property should be present at the Historic Preservation Board meeting and be prepared to address inquiries from the board members and/or the general public. The HPB meeting is a quasi-judicial public hearing with procedural requirements. The review body may approve, approve with conditions, or deny projects. It is not necessary for owners to be present at the HPB meeting if your COA has been staff approved.

In addition to a Certificate of Appropriateness (COA), a building permit may be required for construction from the Building Department. This is a separate process with submittal requirements. Building permits will not be issued without proof of a COA and the Historic Preservation Planner signing the building permit. After the application approval, the COA is valid for one year.

Please post the CERTIFICATE OF APPROPRIATENESS at or near the front of the building.

CERTIFICATION

By signing below, I CERTIFY THAT THE INFORMATION CONTAINED IN THIS APPLICATION IS TRUE AND CORRECT TO THE BEST OF MY KNOWLEDGE AT THE TIME OF THE APPLICATION. I ACKNOWLEDGE THAT I UNDERSTAND AND HAVE COMPLIED WITH ALL OF THE SUBMITTAL REQUIREMENTS AND PROCEDURES AND THAT THIS APPLICATION IS A COMPLETE SUBMITTAL. I FURTHER UNDERSTAND THAT AN INCOMPLETE APPLICATION SUBMITTAL MAY CAUSE MY APPLICATION TO BE DEFERRED TO THE NEXT POSTED DEADLINE DATE.

1. I/We hereby attest to the fact that the above supplied parcel number(s) and legal description(s) is (are) the true and proper identification of the area of this petition.
2. I/We authorize staff from the Planning and Development Services Department to enter onto the property in question during regular city business hours in order to take photos which will be placed in the permanent file.
3. I/We understand that Certificates of Appropriateness are only valid for one year from issuance.
4. It is understood that the approval of this application by the Historic Preservation Board or staff in no way constitutes approval of a Building Permit for construction from the City of Gainesville's Building Department.
5. The COA review time period will not commence until your application is deemed complete by staff and may take up to 10 days to process.
6. Historic Preservation Board meetings are conducted in a quasi-judicial hearing and as such ex-parte communications are prohibited (Communication about your project with a Historic Preservation Board member).

SIGNATURES

Owner
Applicant or Agent

Lin Tipp

Date **23 May 2018**
Date

PROJECT DESCRIPTION

1. DESCRIBE THE EXISTING CONDITIONS AND MATERIALS Describe the existing structure(s) on the subject property in terms of the construction materials and site conditions as well as the surrounding context.

During hurricane Irma in 2017, a large oak tree fell on our garage. I smashed the tin roof and broke away part of the masonry on the south wall. We hoped to rebuild the garage, but on inspection found many cracks in the masonry and concluded it was no longer structurally sound. Masonry was is ~~to~~ a single course of blocks measuring 4x6x12 inches

2. DESCRIBE THE PROPOSED PROJECT AND MATERIALS Describe the proposed project in terms of size, affected architectural elements, materials, and relationship to the existing structure(s). Attach further description sheets, if needed.

We will demolish most of the garage and all of the roof. We will preserve an archway between the garage and the house. The north and east walls will be lowered to waist height.

DEMOLITIONS AND RELOCATIONS (if Applicable)

Especially important for demolitions, please identify any unique qualities of historic and/or architectural significance, the prevalence of these features within the region, county, or neighborhood, and feasibility of reproducing such a building, structure, or object. For demolitions, discuss measures taken to save the building/structure/object from collapse. Also, address whether it is capable of earning a reasonable economic return on its value. For relocations, address the context of the proposed future site and proposed measures to protect the physical integrity of the building.) Additional criteria for relocations and demolitions: Please describe the future planned use of the subject property once vacated and its effect on the historic context.

MODIFICATION OF EXISTING ZONING REQUIREMENTS (if Applicable)

Any change shall be based on competent demonstration by the petitioner of Section 30-112(d)(4)b. Please describe the zoning modification and attach completed, required forms.

A pre-application conference with the Historic Preservation Planner is required before the submission of a Certificate of Appropriateness (COA) application. A concept review with the City of Gainesville's Historic Preservation Board is optional.

For a single-family structure, accessory structures and all other structures which require Historic Preservation Board review, there is an application fee. Fees vary by the type of building and change annually. Please consult with planning staff or online at www.cityofgainesville.org/planningdepartment to determine the amount of the application fees for your project. There is no fee for a staff approved Certificate of Appropriateness. Please consult the FAQ's *Living and Developing in a Historic District* and the *Historic Preservation Rehabilitation and Design Guidelines* for restoration & rehabilitation that is staff approvable. The COA review time period will not commence until your application is deemed complete by staff.

The application is due by 11:00 a.m. on the application deadline date as noted on the attached annual meeting and cut-off schedule.

THIS CHECKLIST IS A GUIDE TO BE USED FOR PROPER COA SUBMITTAL. SOME ITEMS MAY NOT APPLY TO YOUR PERMIT APPLICATION.

Please provide all documents on one (1) disk or USB Flash Drive. One full sized printed set of drawings may also be requested on a case-by-case basis. Materials will not be returned to applicant.

A completed application may include the following:

SUBMITTAL REQUIREMENT CHECKLIST

		Applicant	HP Planner
Survey and Site Plan	A drawing giving dimensions of property, location of building(s) showing distances from property lines (building set-back lines (dimensioned), names of streets front and sides, and north/south orientation. A current site plan or survey may be submitted for this requirement, if it provides the requested information.	<input type="checkbox"/>	<input type="checkbox"/>
Drawings to Scale	One complete set of plans (with all (4) exterior elevations) and specifications for the project. All drawings must be clear, concise and drawn to scale. All rooms shall be dimensioned and labeled for use. Height measurement and square footage of different areas shall be on plans. Indicate features on the exterior (i.e.: chimney), the roof pitch, placement of windows and doors and label all materials and textures. A scaled line elevation drawing & footprint drawing is required for all new construction.	<input type="checkbox"/>	<input type="checkbox"/>
<ul style="list-style-type: none"> ▪ Elevations ▪ Floor Plan ▪ Square Footage ▪ Dimensions & Height ▪ Materials & Finishes 			
Photographs	Photographs of existing building(s) (all facades or elevations of structure) and adjacent buildings. Photographs should clearly illustrate the appearance and conditions of the existing building(s) affected by the proposed project, close-up views of any specific elements under consideration i.e., windows or doors if proposed to be modified or removed, as well as photographic views of its relationship with neighboring buildings. Photos shall be submitted in jpeg or PDF format. (City staff may take photographs of your property prior to the board meeting as part of their review procedure. The photos will be used for presentation to the Historic Preservation Board.)	<input type="checkbox"/>	<input type="checkbox"/>
Specific Items	Specific items may be requested, such as landscape plans, wall sections, roof plans, perspective drawings, a model, a virtual illustration and/or verification of economic hardship.	<input type="checkbox"/>	<input type="checkbox"/>
Modification of Existing Zoning	Attach separate form requesting a zoning modification based on competent demonstration by the petitioner of Section 30-112(d)(4)b.	<input type="checkbox"/>	<input type="checkbox"/>
Demolition Report	In the case of demolition provide substantiating report(s) based on competent demonstration by the petitioner of Section 30-112(d)(6)c.	<input type="checkbox"/>	<input type="checkbox"/>
Notarized Consent Letter	Notarized letter of consent from the property owner, if the applicant is not the owner of the property or is in the process of purchasing the property.	<input type="checkbox"/>	<input type="checkbox"/>

CERTIFICATE OF APPROPRIATENESS

(TO BE COMPLETED BY CITY STAFF)

IF STAFF APPROVAL ALLOWS THE ISSUANCE OF THE CERTIFICATE OF APPROPRIATENESS, THE BASIS FOR THE DECISION WAS:

This meets the Secretary of Interior's Standards for Rehabilitation and the City of Gainesville's Historic Preservation Rehabilitation and Design Guidelines.

Partial demolition of a contributing garage with tree damage.

HISTORIC PRESERVATION PLANNER Jason Simmons DATE 5/23/18

THE HISTORIC PRESERVATION BOARD CONSIDERED THE APPLICATION OF HP _____ AT THE _____ MEETING. THERE WERE _____ MEMBERS PRESENT.

THE APPLICATION WAS APPROVED DENIED BY A _____ VOTE, SUBJECT TO THE FOLLOWING CONDITIONS:

THE BASIS FOR THIS DECISION WAS:

This meets the Secretary of Interior's Standards for Rehabilitation and the City of Gainesville's Historic Preservation Rehabilitation and Design Guidelines.

CHAIRPERSON _____ DATE _____

It is understood that the approval of this application by the Historic Preservation Board or staff in no way constitutes approval of a Building Permit for construction from the City of Gainesville's Building Department. After the application approval, the COA is valid for one year.

Please post the CERTIFICATE OF APPROPRIATENESS at or near the front of the building. 5

Partial demo of tree-damaged garage

Legend

- 📍 719 NE 5th St
- 🏠 Feature 1



Google Earth

© 2018 Google

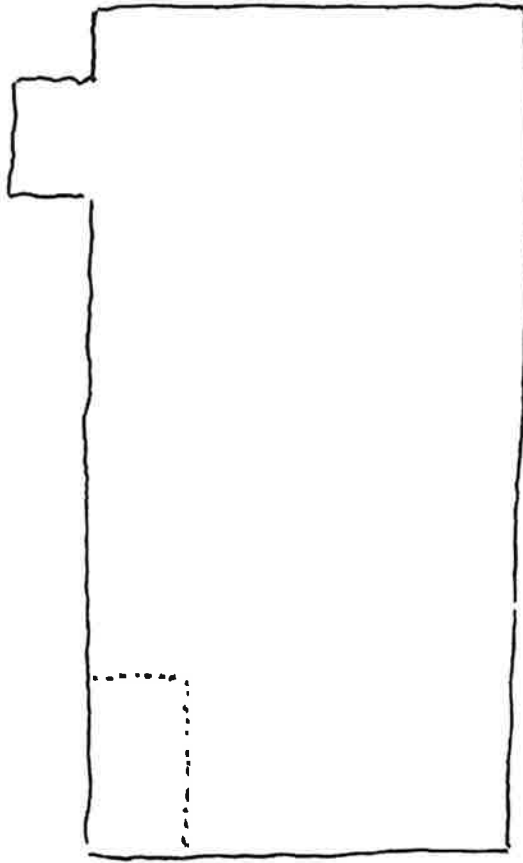
9.96 ft

Property line ↘

Partial Demo:
double lines will
be waist-high
wall. Arched gate
will be preserved

Garage

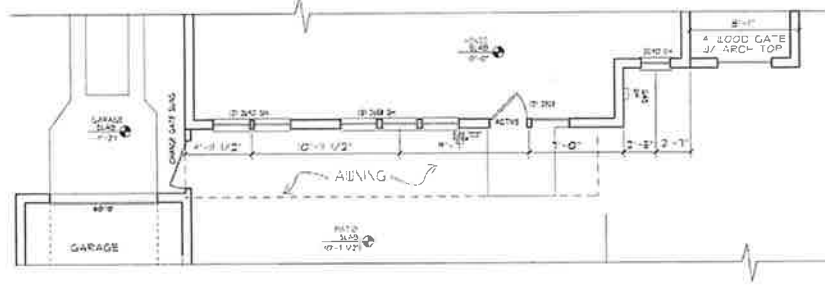
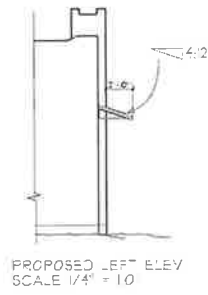
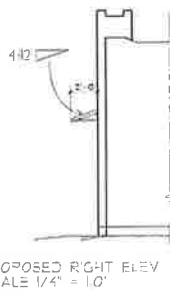
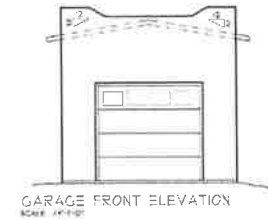
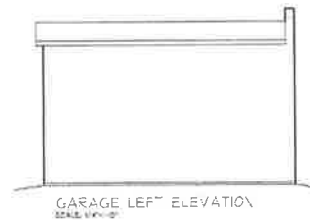
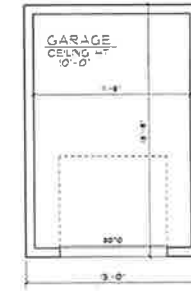
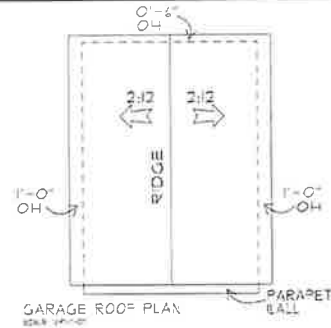
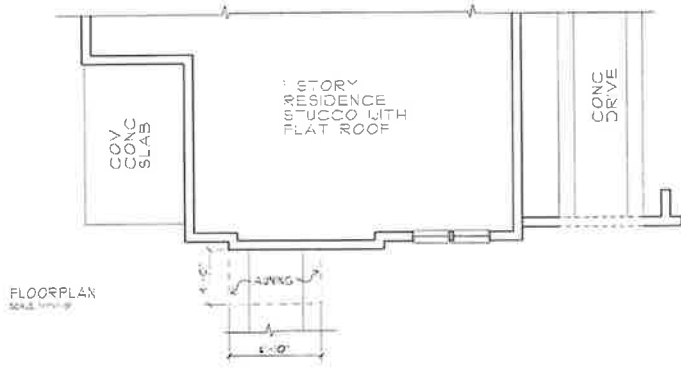
← Arched gate



719 NE 5th St

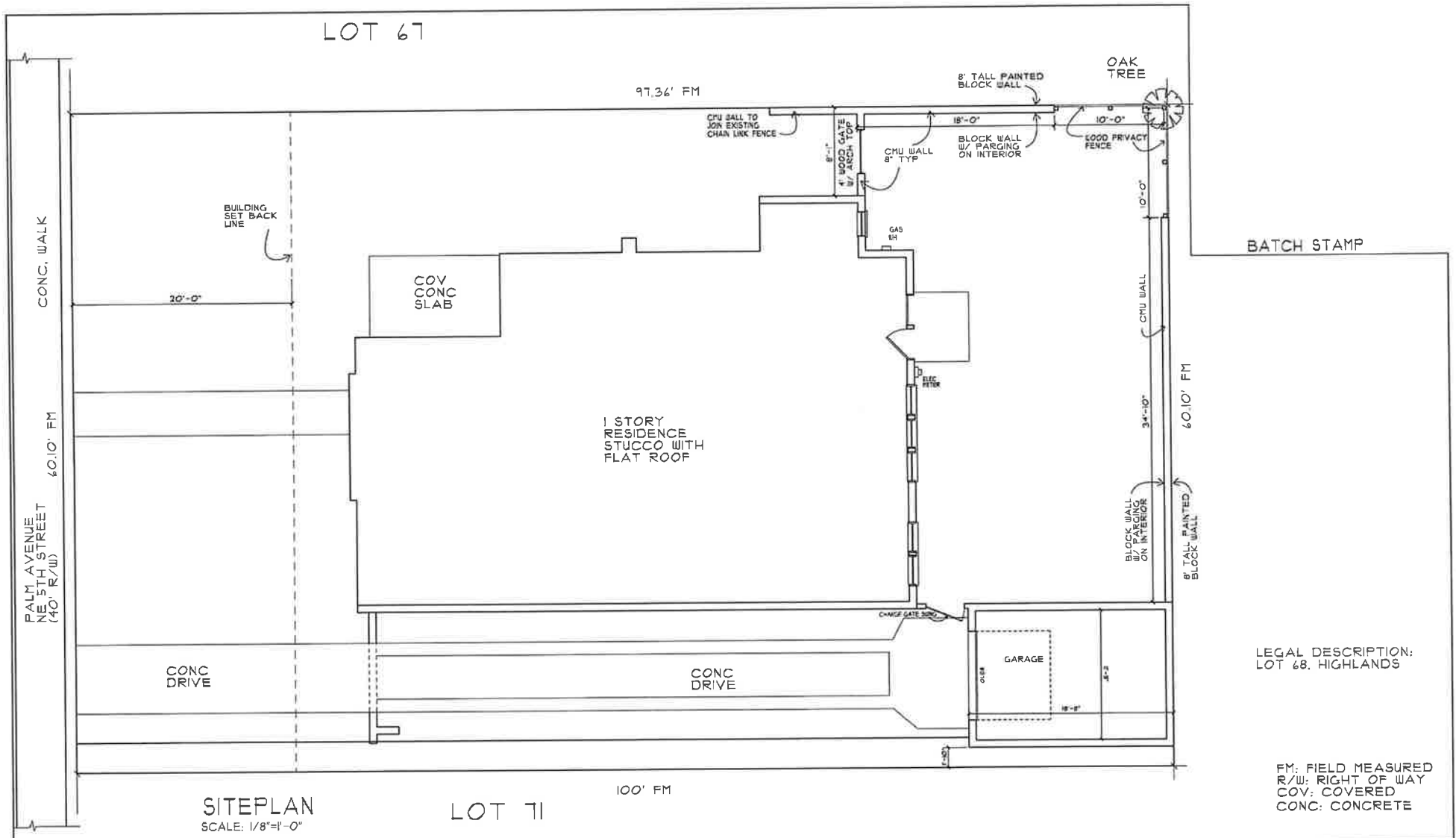
← N





AREA	SQ. FT.
Garage	147
TOTAL GARAGE	147





SHEET
1
OF 1

BONO SITEPLAN
719 NE 5TH STREET, GAINESVILLE, FLORIDA 32608

CONSTRUCTION PLANS
SITE PLAN
alex@atlantichd.com
352-514-0842

DATE
10/30/18



Atlantic Design Homes

1502 NW 8TH ST. GAINESVILLE, FL 32601
352.378.0521 atlantichd.com

Copyright protected © 2018 Atlantic Design and Construction, LLC. The unauthorized copying, reproduction or use of any part of these plans is prohibited by law