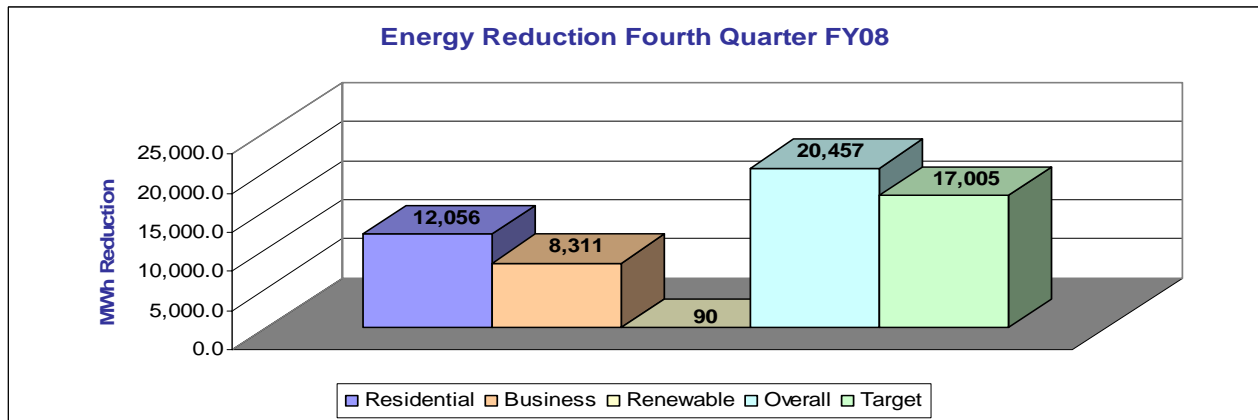
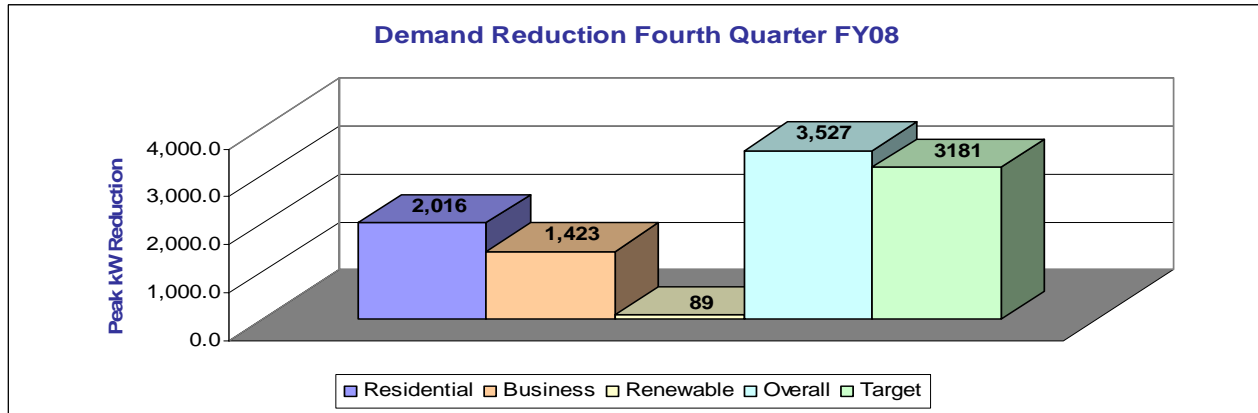
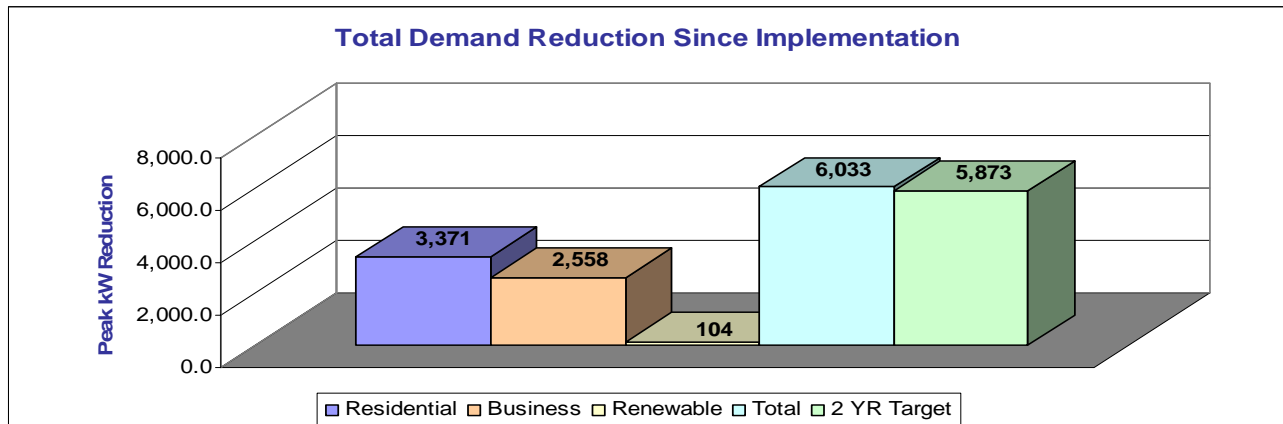
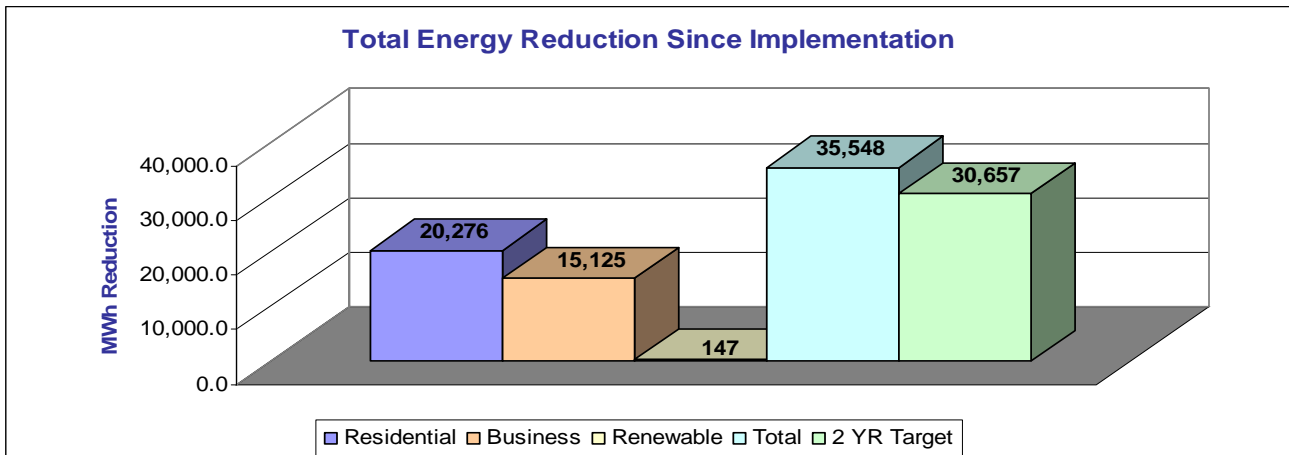


Fourth Quarter FY08 Report of Energy Efficiency Programs

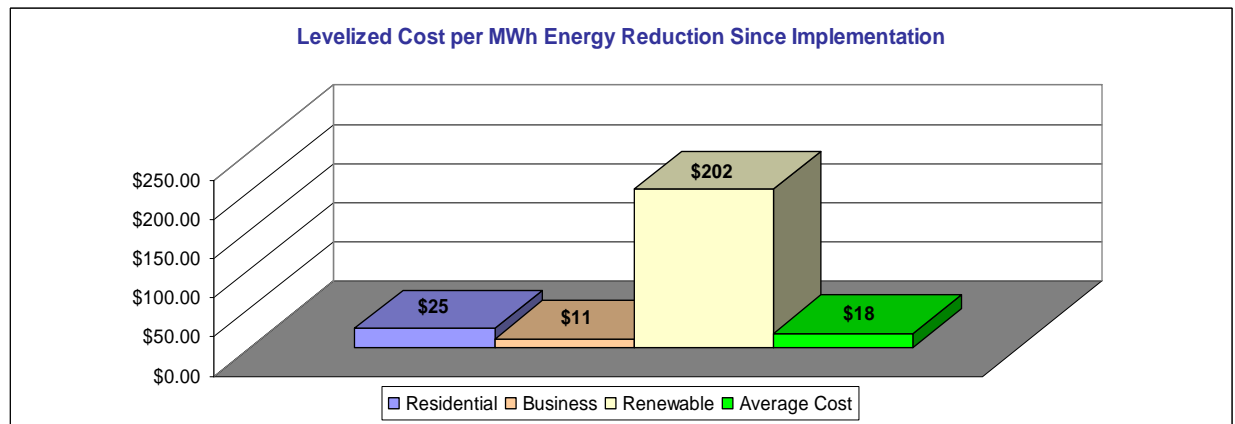
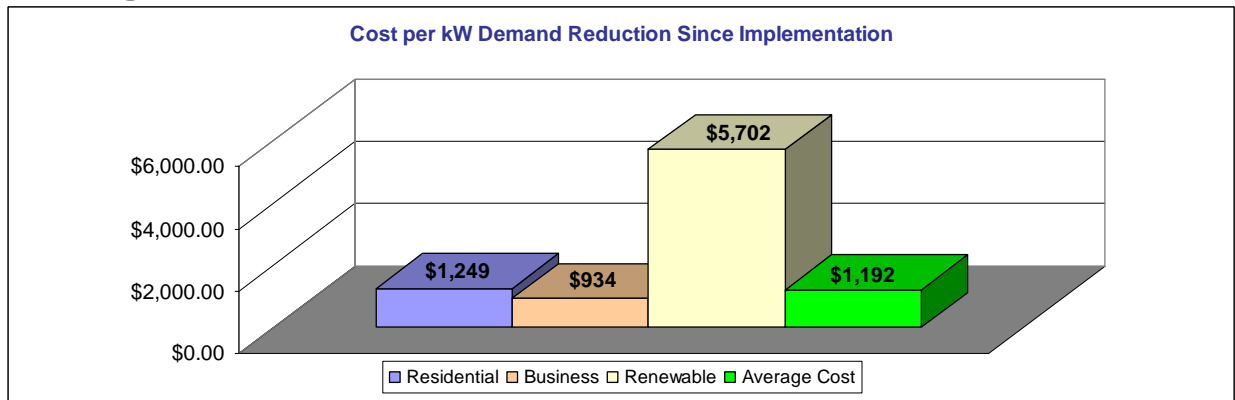


Program Performance Since October 2006 Implementation





Program Costs Since October 2006 Implementation



Energy and Demand Reductions - Program Breakdown - Oct 2006 through Sep 2008				
		kW Reduction	MWh Reduction	Levelized \$/MWh
Central AC Super Efficient		1,051.6	1,357.4	\$27.21
Duct Leak Repair		599.0	1,465.1	\$38.08
Refrig Recycling & Buyback		333.6	2,093.9	\$12.95
Central AC Maint		499.9	1,022.4	\$62.64
Attic Insulation		295.0	911.7	\$6.83
Natural Gas Appliances		259.3	2,260.8	\$5.53
Central AC SEER 15		81.3	122.3	\$115.12
High Eff Room AC		81.8	119.6	\$114.22
CFL		72.1	9,952.8	\$7.28
E-Star for Affordable Housing		32.0	75.0	\$66.18
Reflective Roof Coating		1.4	3.8	\$1,310.79
Heat Recovery Unit		0.2	0.2	\$8,355.20
Low Int Loans		19.0	132.6	\$170.39
LEEP		0.0	0.0	N/A
Two Speed Pool Pump		39.4	160.8	\$46.19
Irrigation Tune Up		2.4	2.8	\$3,479.29
Home Performance w/E-Star		0.0	0.0	N/A
Residential Green Building		N/A	N/A	N/A
Miscellaneous		30.36	594.7	N/A
Photovoltaic Systems		90.9	48.8	\$499.69
Solar Water Heating		13.4	98.2	\$54.49
Customized Business Rebate		2,459.0	13,264.0	\$9.45
LED Exit Signs		106.7	935.0	\$33.67
Smart Vendor		N/A	788.1	\$21.45
Total		6,068.4	35,410.0	\$18.23