

# **Gainesville Regional Utilities**

## **Supplementary Data**

**For the Period Ended March 31, 2016**

**Item #160023**

**5/18/16**



# Billing Summary

## For the Period Ended March 31, 2016

	<u>Actual</u> <u>Oct-Mar</u>	<u>FY2016</u> <u>Budget</u>	<u>Absolute</u> <u>Difference</u>	<u>Percentage</u> <u>Difference</u>
Electric - Retail MWh	808,175	794,953	13,222	1.7%
Electric - Wholesale MWh	102,606	100,311	2,295	2.3%
Electric - Total (Native) MWh	910,781	895,264	15,517	1.7%
Electric - Residential Customers	83,371	83,530	(159)	-0.2%
Electric - Retail Base Rate Revenue (\$000)	\$58,742	\$58,502	\$240	0.4%
Electric - Wholesale Base Rate Revenue (\$000)	\$1,872	\$1,934	(\$62)	-3.2%
Electric - Total Base Rate Revenue (\$000)	\$60,615	\$60,436	\$179	0.3%
Natural Gas - Retail Therms	12,025,251	13,226,313	(1,201,062)	-9.1%
Natural Gas - Residential Customers	32,692	32,767	(75)	-0.2%
Natural Gas - Base Rate Revenue (\$000)	\$7,451	\$7,936	(\$485)	-6.1%
Water - Total kGal	3,149,164	3,312,609	(163,445)	-4.9%
Water - Residential Customers	64,804	65,128	(324)	-0.5%
Water - Total Revenue (\$000)	\$15,346	\$15,727	(\$381)	-2.4%
Wastewater - Total kGal	2,271,511	2,343,280	(71,769)	-3.1%
Wastewater - Residential Customers	58,934	59,158	(224)	-0.4%
Wastewater - Total Revenue (\$000)	\$19,093	\$19,549	(\$456)	-2.3%
Heating Degree Days	765	966	(201)	-20.8%
Cooling Degree Days	597	362	235	64.9%
Annual Rainfall (inches)	12.59	13.54	(0.95)	-7.0%

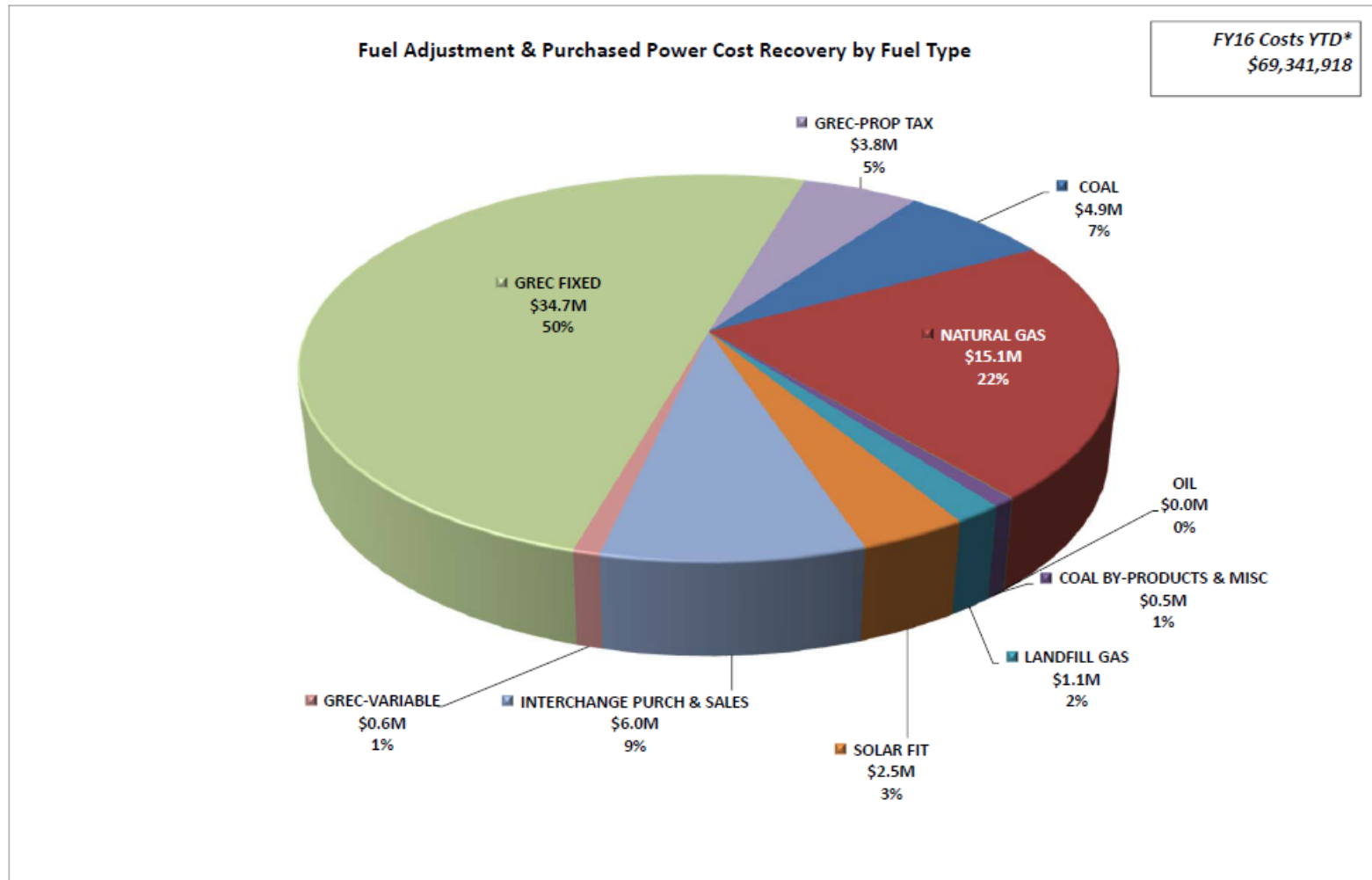
# Electric Resale

## For the Period Ended March 31, 2016

March 2016	Per KWh	March 2015	Per KWh	Change		Current Year to Date	Prior Year to Date	Change
\$ 655,886	\$ 0.0686	\$ 711,559	\$ 0.0783	\$ (55,673)	Resale Revenue			
\$ 19,626	\$ -	\$ 18,962	\$ -	\$ 664	Alachua	\$ 4,301,826	\$ 4,534,067	\$ (232,241)
\$ 384,920	\$ 0.0517	\$ 371,200	\$ -	\$ 13,720	Seminole	\$ 137,290	\$ 163,677	\$ (26,387)
					Winter Park	\$ 2,224,225	\$ 1,083,000	\$ 1,141,225
<u>\$ 1,060,432</u>	<u>\$ 0.0624</u>	<u>\$ 1,101,721</u>	<u>\$ 0.0667</u>	<u>\$ (41,289)</u>	<b>Total Resale Revenue</b>	<u>\$ 6,663,341</u>	<u>\$ 5,780,744</u>	<u>\$ 882,597</u>
9,555,306		9,085,289		470,017	Resale KWh			
-		-		-	Alachua	58,676,047	54,986,788	3,689,259
7,440,000		7,440,000		-	Seminole	-	-	-
					Winter Park	43,930,000	21,600,000	22,330,000
<u>16,995,306</u>		<u>16,525,289</u>		<u>470,017</u>	<b>Total Resale KWh</b>	<u>102,606,047</u>	<u>76,586,788</u>	<u>26,019,259</u>

# Recovery of Fuel Adjustment Costs by Fuel Type

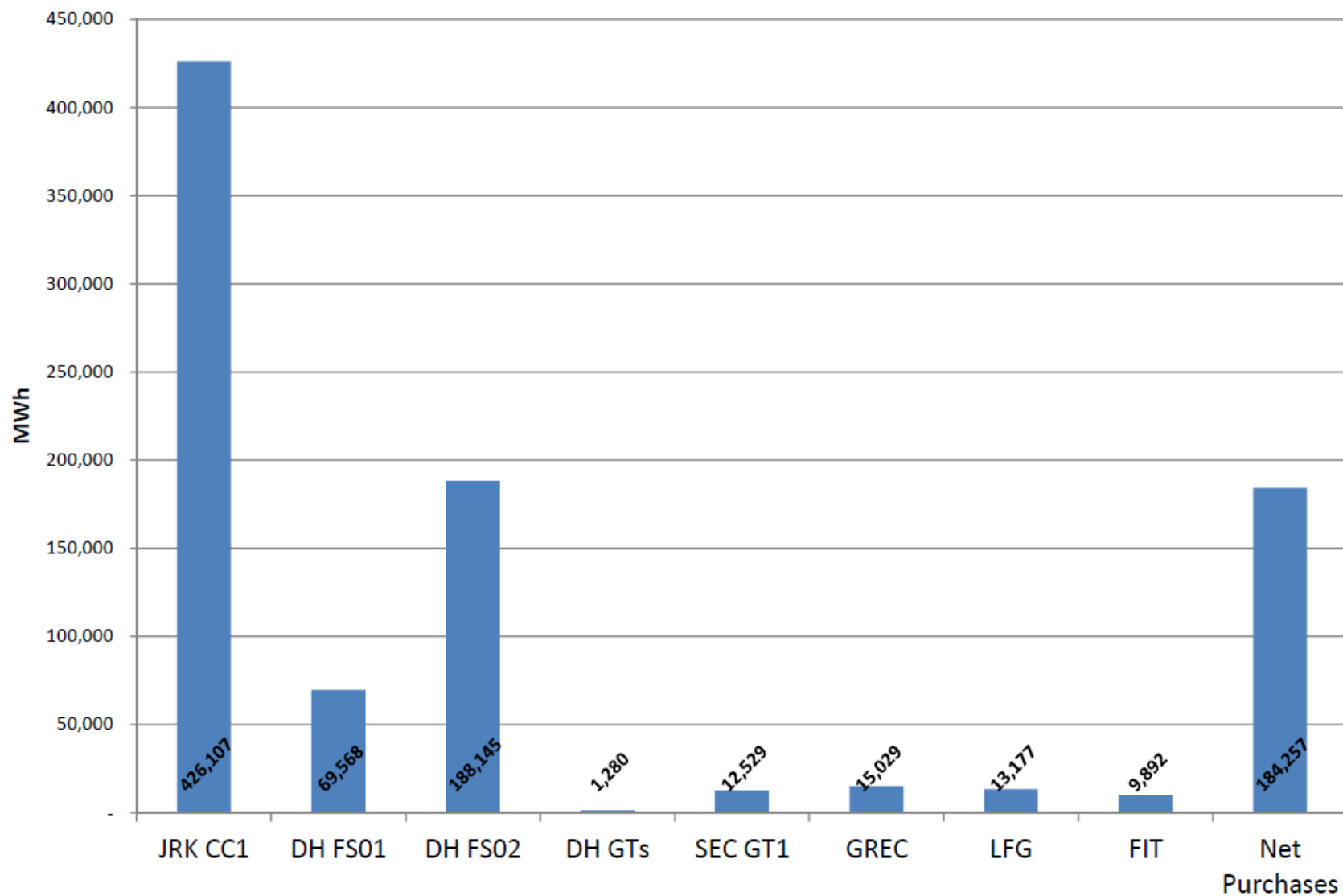
For the Period Ended March 31, 2016



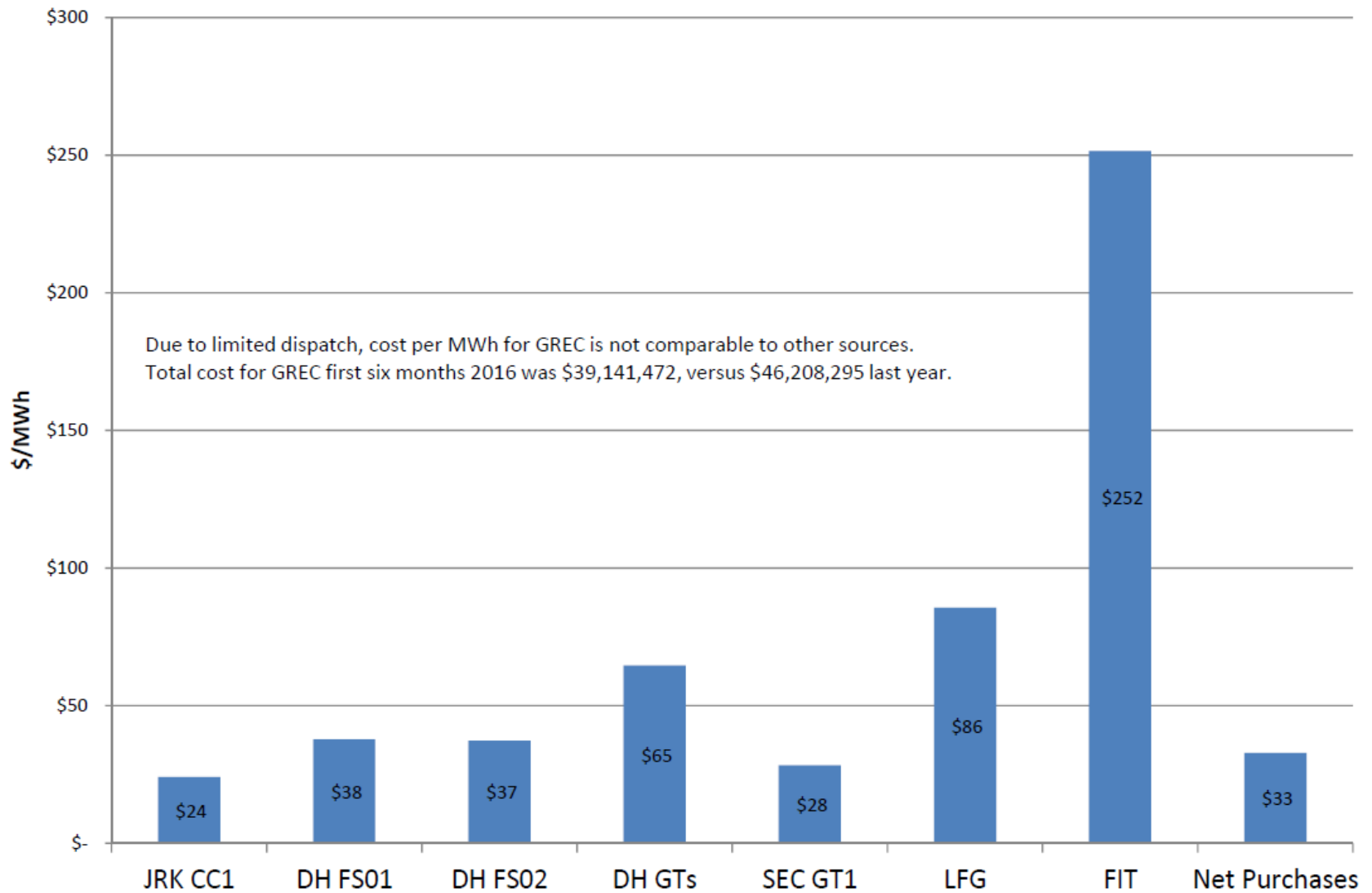
\*Using amortized amount for GREC Property taxes paid in Oct 2015.

# Sources of Net Energy for Load

October 2015 - March 2016



### Fuel Cost by Source of Supply October 2015 - March 2016



# Questions?