

The Movement for

Ranked Choice Voting

John Severini
Chair



Adam Friedman
Founder

VOTER CHOICE
MASSACHUSETTS



Outline of Today's Talk

Problems with Plurality Voting

The Solution: Ranked Choice Voting

Research & Benefits

Where RCV is Used

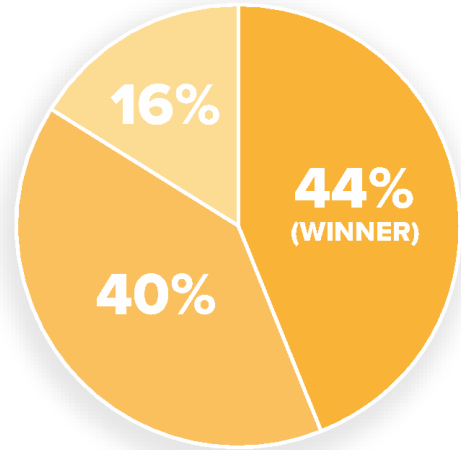
Take Action

Plurality Voting

Plurality voting is when there are more than two candidates in a race and the one that receives the most votes (but not a majority of the total votes) is considered the winner or it requires a subsequent runoff race between the top two vote getters.

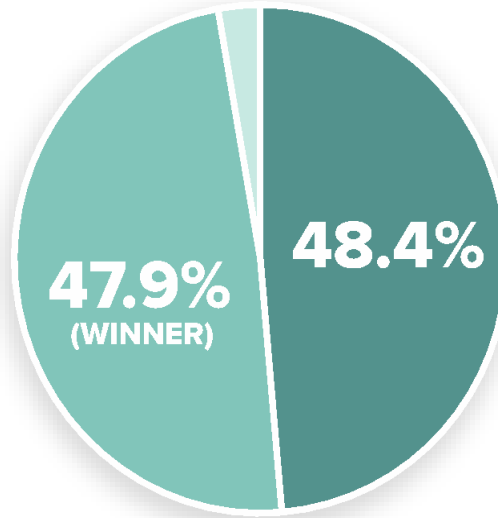
PROBLEMS WITH OUR CURRENT SYSTEM

- **Limited voter choice**
- **Vote-splitting & strategic voting**
- **Non-majority winners**



ELECTION OF 2000

NADER 2.7%




GORE

BUSH

*WON NATIONAL POPULAR VOTE
BUT NOT ELECTORAL COLLEGE



U.S. Presidential Election in Florida, 2000




GEORGE BUSH

48.85%
2,912,790



AL GORE

48.84%
2,912,253




RALPH NADER

1.64%
97,488

537 vote difference



U.S. Presidential Election in Florida, 2000




GEORGE BUSH

49.6%



AL GORE

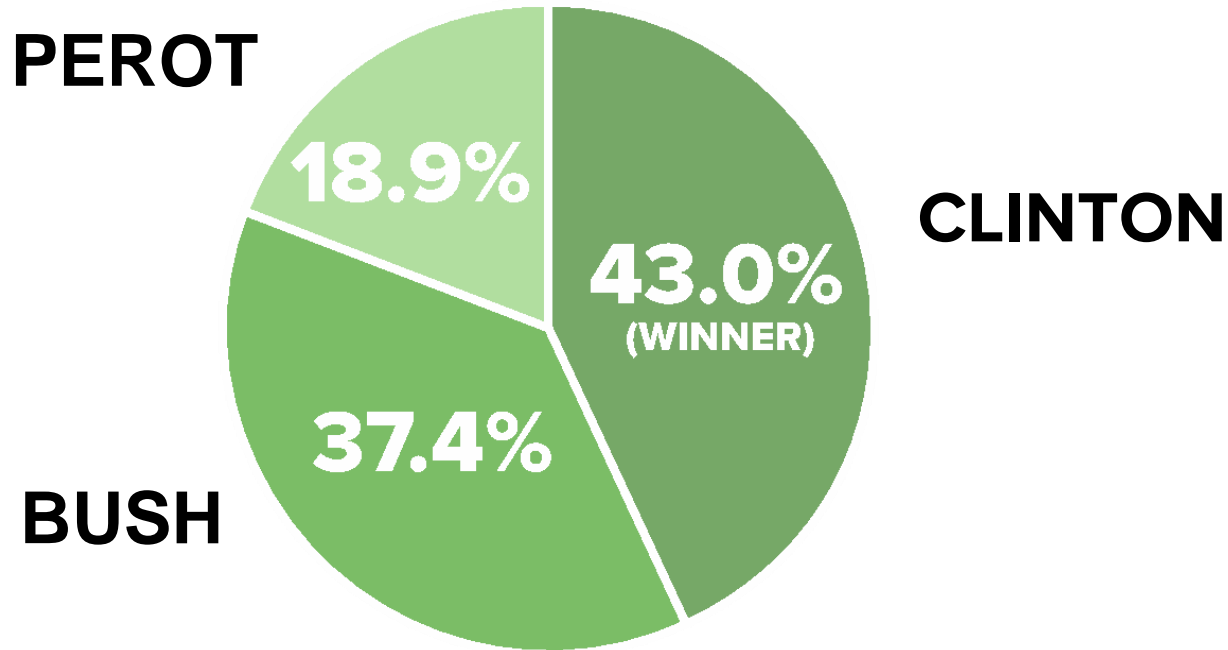
50.4%



RALPH NADER

Nader called **“SPOILER”**

ELECTION OF 1992





Fall River Mayoral Recall Election, 2019



Keep in office

39%



Recall

61%

Fall River voters chose to recall Mayor Jasiel Correia...




Fall River Mayoral Recall Election, 2019



CORREIA

35%



COOGAN

34%



CAMARA

14%



RILEY

11%



SCOTT-PACHECO

6%

Yet Correia wins re-election due to vote splitting.




Fall River Mayoral Recall Election, 2019



CORREIA

35%



COOGAN



CAMARA



RILEY



SCOTT-PACHECO

65%

Yet Correia wins re-election due to vote splitting.



2016 Republican Presidential Primary





The plurality system is the **spoiler**.

Fails to guarantee majority winners

Fails to eliminate the spoiler effect

Discourages candidates from running

Limits our choice in the voting booth



THE SOLUTION

Ranked Choice Voting

Instead of picking just one candidate, **Ranked Choice Voting** lets you rank multiple candidates **in the order you prefer them.**



LEAGUE OF WOMEN VOTERS* OF MAINE
EDUCATION FUND

RANKED CHOICE VOTING SAMPLE BALLOT

A. To vote, fill in the OVAL ☐ to the right of the candidate of your choice like this ☒.

B. If you wrongly mark, tear or spoil the ballot, return it and get another.

- Rank candidates in order of preference.
- Fill in the ① next to your first choice.
Fill in the ② next to your second choice.
Fill in the ③ next to your third choice.
- Do not fill in more than one oval per candidate. Do not fill in more than one oval per column.
- Ranking a 2nd, 3rd, etc. choice candidate will not hurt your first choice candidate.

	1st Choice	2nd Choice	3rd Choice
Abigail	①	②	③
Carl	①	②	③
Maria	①	②	③



To win under **Ranked Choice Voting**, a candidate must get a **majority of the votes** (>50%), either in the first round, or in the “instant runoff.”

<https://www.youtube.com/watch?v=oHRPMJmzBBw&feature=youtu.be>



Counting RCV Votes

Round 1:



Counting only the 1st choice votes.



Counting RCV Votes

Round 1:



40%



35%



20%



5%

Counting only the 1st choice votes.

No Majority in First Round!



Counting RCV Votes

Round 1



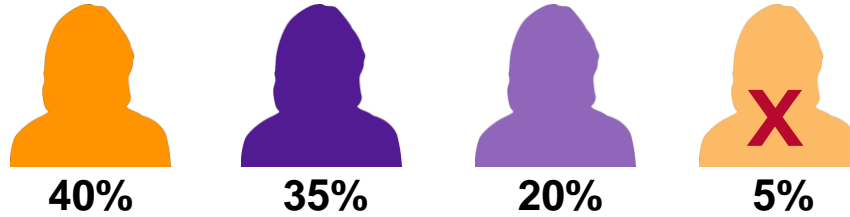
Counting only the 1st choice votes.

Won Majority in First Round!



Counting RCV Votes

Round 1



Round 2



Voters for the last-place candidate: their votes instantly count toward their 2nd choice.

Still No Majority After Two Rounds!



Counting RCV Votes

Round 1



40%



35%



20%



5%

Round 2



44%



36%



20%



+1%



+19%

Voters for the last-place candidate:
their votes instantly
count toward their
2nd choice.



Counting RCV Votes

Round 1



40%



35%



20%



5%

Round 2



44%



36%



20%

Round 3



45%



55%



Majority in Third Round!



Counting RCV Votes: Maine 2nd Congressional District, 2018



POLIQVIN (R)

46.3%



GOLDEN (D)

45.6%



BOND (I)

5.7%



HOAR (I)

2.4%

Round 1



Counting RCV Votes: Maine 2nd Congressional District, 2018



POLIUIN (R)



GOLDEN (D)



BOND (I)



HOAR (I)

Round 1

46.3%

45.6%

5.7%

2.4%

+3.1%








+5.0%

Final Round

49.4%

50.6%

Connecticut 2018 Governor Election

Party		Candidate	Votes	%	±
	Democratic	Ned Lamont	694,510	49.37%	-1.36%
	Republican	Bob Stefanowski	650,138	46.21%	-1.95%
	Independent	Oz Griebel	54,741	3.89%	N/A
	Libertarian	Rod Hanscomb	6,086	0.43%	N/A
	Independent	Mark Greenstein	1,254	0.09%	N/A
	Independent	Lee Whitnum (write-in)	74	0.01%	N/A
Total votes			1,406,803	100.0%	N/A
	Democratic hold				

Spoiler : Richard Nelson "Oz" Griebel

He ran as a [Republican](#) candidate in the [2010 Connecticut gubernatorial election](#), and as an independent in the [2018 gubernatorial election](#).



Why RCV Makes Sense for Florida

Florida is a **swing state**.

Political affiliation: 37% Democrat, 35% Republican, and **27% No Party Affiliation**.

While Florida still has portions of it that are very “red” or “blue”, on the whole **the state is solidly purple**.

Last 3 Governors races were decided by **less than 2%**.

The outcome of close elections are easily swayed by third party candidates. **RCV fixes this.**



Ranked Choice Voting Benefits

Allows all the voters to express all their preferences

Increases voter turnout

Rewards positive campaigning

Saves cost of run-off elections



Campaign Civility



The Cities

MPR News Notes on the news from the Twin Cities

There were still attacks and private animosity between campaigns. But overall, it was a remarkably positive campaign. Candidates said they didn't want to alienate each other's supporters for fear of losing out on second-choice votes. At the end of their final debate, they even sang "Kumbaya."



Campaign Civility

EAST BAY TIMES

“With the new system in place, candidates for the San Francisco Board of Supervisors have been campaigning together, trying to win the goodwill of each other’s supporters.”

RCV Rewards Positive Campaigning!



10-Point Higher Turnout. No New Voter Errors.

An expansive October 2016 study by University of Missouri-St. Louis (Dr. David Kimball and Joseph Anthony) examines the impact of ranked choice voting (RCV) on voter turnout in 26 American cities across 79 elections.

The UMO study shows that the adoption of RCV is associated with:

- A **10-point increase in voter turnout** compared to primary and runoff elections.
- No change in turnout in the General Election.
- No change in the number of error votes (overvotes and undervotes).
- No change in inequities in voter turnout and error votes in Minneapolis.



Voters Utilize Rankings

87%

of voters in Maine's first RCV statewide Democratic Primary ranked multiple candidates.

88%

of voters in Santa Fe's first RCV election ranked multiple candidates for mayor.

61%

of those Santa Fe voters ranked all five candidates.



RCV is a real and practical solution.

Eliminates spoilers and vote-splitting.

Encourages more people to run.

Curbs negative campaigning.

Gives voters **more voice** and **more choice**.

Can transform politics in Florida, and the Nation.



In the 243-year history of the U.S., there have been 38 significant changes to voting rights at the federal level. That's an average of one change every 6 years.

Change is not the exception -- it's the rule.



RCV Usage in the U.S.

Maine is the
first state
to adopt and use
Ranked Choice Voting.

Enacted in November 2016
Ballots cast in
June 2018 and November 2018



RCV Usage in the U.S.



In November 2019
New York City
voted **74%** to enact
Ranked Choice Voting



● RCV Used for Military & Overseas Voting
 ● RCV Used for primaries and special elections
 ● RCV used Statewide
● RCV used for Party Elections
 ● RCV used for Presidential Nominations
 ● RCV used/enacted for local elections



RCV Usage Around the World



Australia
100 years!



Ireland
80 years!



Canada



Scotland



India



New Zealand



Florida Campaign

Build a statewide movement of support.

People - Money - Endorsements - Media

Strengthen local chapters.

Train using methods from ME & MA

Win the first RCV local implementation.

Sarasota has one last hurdle.



Florida Campaign

In 2007, Sarasota voters enacted RCV with 78% of the vote.



The Florida Department of State is
stonewalling democracy.

The people have spoken, but the state isn't listening.

Now, Sarasota local officials and voters are waging a legal and public pressure campaign to ensure that **Governor DeSantis** and **Secretary Laurel Lee** do the right thing.



Take Action Now

Sign up as a RMV-FL volunteer or supporter

Like & Share on Facebook

Join your local team

Table an event... or host your own

Make calls to activate fellow supporters

Make a contribution NOW: Rank My Vote Florida



More ways to help at:
For More Information
rankmyvoteflorida.org/join

THANK YOU!

Contact Info:

John Severini, Rank My Vote FL

john@rankmyvoteflorida.org

631-371-9751

Adam Friedman, RCV Movement

af@rcvmovement.org

617-784-8993

Jean Chalmers, RCV Gainesville

chalmers1@cox.net

352-538-4256



Counting RCV Votes

[WATCH VIDEO: Rank Choice Voting – Pick Your Color](#)

